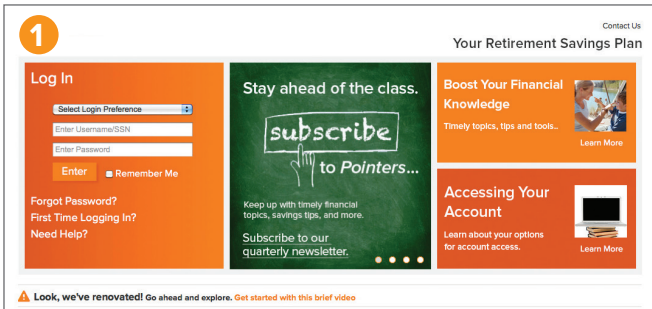


How to change your contribution rate online in just 3 easy steps

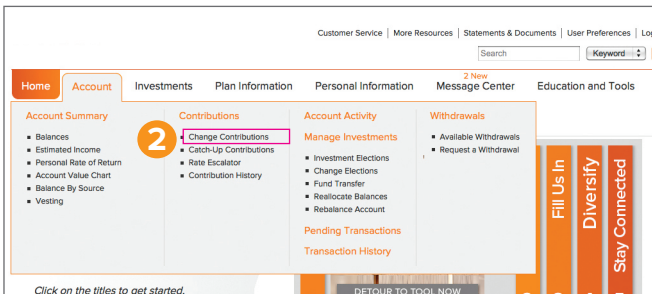
Step 1

Go to **voyaretirementplans.com** and login to your account



Step 2

In the top navigation menu, select **“Account”** then **“Change Contributions”**

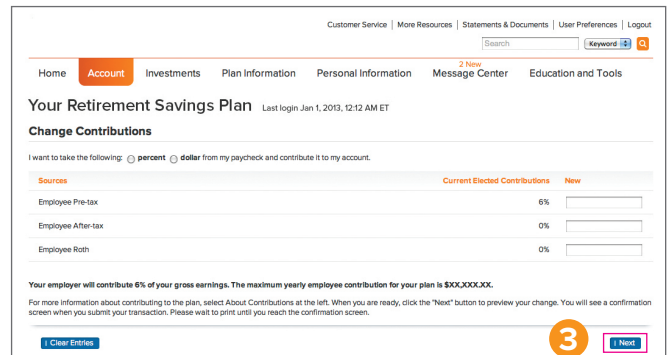


Step 3

Elect your new contribution amount.

You will then select **“next”** to review your changes and **“submit”** to process these changes.

PLEASE NOTE: Your contribution rate change will take effect in either the 1st or 2nd pay period of the month following your request.



www.voyaretirementplans.com



Not FDIC/NCUA/NCUSIF Insured | Not a Deposit of a Bank/Credit Union | May Lose Value | Not Bank/Credit Union Guaranteed | Not Insured by Any Federal Government Agency

Products and services offered through the Voya™ family of companies.

158790 3019178.X.P-3 (9/14) © 2014 Voya Services Company. All rights reserved. CN1127-14085-1215

beretirement
ready

RETIREMENT | INVESTMENTS | INSURANCE

Voya.com

5006160

VOYA
FINANCIAL™