

## LIBRARY

The San José Public Library's mission is to enrich lives by fostering lifelong learning and by ensuring that every member of the community has access to a vast array of ideas and information.

## LIBRARY

The San José Public Library consists of 23 libraries, including the main Dr. Martin Luther King, Jr. Library downtown and branches across the City. One additional library, the Village Square Branch Library, is currently under construction and is expected to open in 2016. The Library offers materials in various formats including books, CDs, DVDs, eBooks, and online database services. The Library also provides programs such as summer reading, literacy assistance, and story times.

In 2014-15, the Library's operating expenditures totaled \$31.9 million, an increase of 6 percent from a year ago and an increase of 16 percent from ten years ago. Staffing totaled 317 authorized positions, a 1 percent increase from a year ago, but 6 percent less than ten years ago.

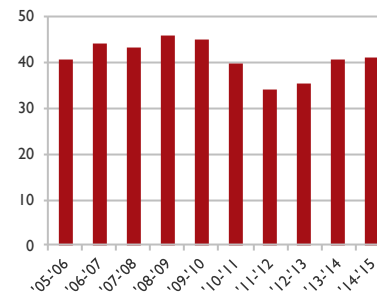
The annual hours open remained about the same as 2013-14—40,808 hours—but still represented a 9 percent decrease from 2009-10. Open hours are expected to increase in 2015-16.

Of San José respondents to The National Citizen Survey™, 69 percent rated the quality of public library services as good or excellent, 25 percent rated services fair, and 6 percent rated services poor.

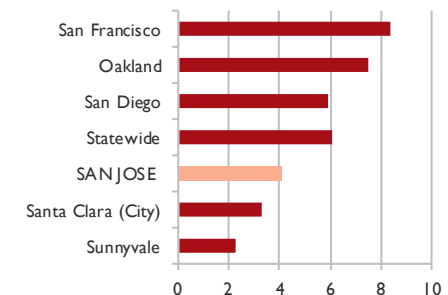
### KEY FACTS (2014-15)

Libraries open	23
Libraries in construction phase	1
Weekly library visitors	116,496
Total library materials	2,347,939
Number of eBooks	250,139
Number of items checked out (including eBooks)	9,831,284
Number of registered borrowers	480,322

**Total Hours Open Annually (thousands)**

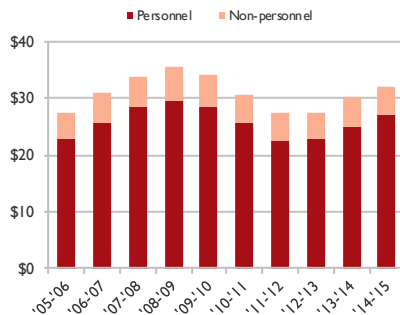


**Hours Open Per 100 People (2013-14)**

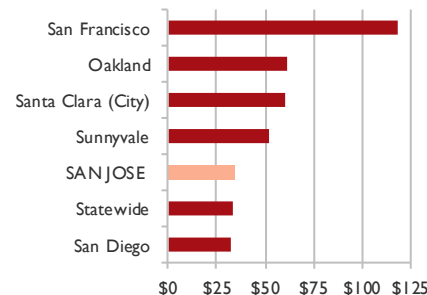


Source: [California State Library, 2013-2014 Summary Data](#)

**Library Operating Expenditures (\$millions)**

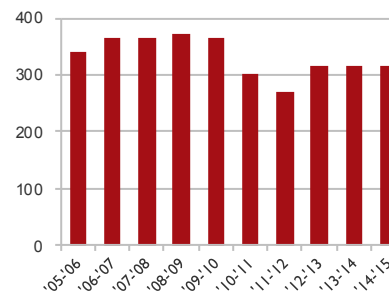


**Expenditures Per Capita (2013-14)**



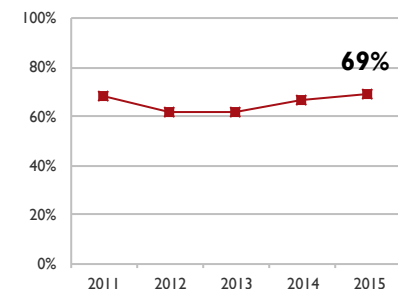
Source: [California State Library, 2013-2014 Summary Data](#)

**Library Staffing**



**NATIONAL CITIZEN SURVEY™**

% of San Jose residents rating library services as "good" or "excellent"



**LIBRARY COLLECTION AND CIRCULATION**

In 2014-15, the Library’s collection totaled 2.35 million items, an increase of 13 percent from ten years ago. Print materials, such as books and periodicals, made up 1.72 million items, a slight decrease from the prior year, but a 3 percent increase from ten years ago.

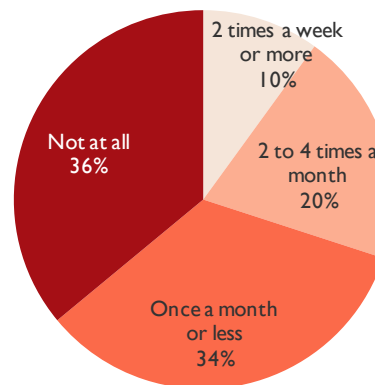
The number of digital materials in the Library’s collection continued to increase. In 2014-15, the number of eBooks and eAudiobooks totaled more than 250,000.

Total circulation in 2014-15 (including eBooks) was 9.8 million, a 6 percent decrease from the previous year, and a 32 percent decrease compared to ten years ago. This has been a trend since branch library hours were cut in 2010-11. Library borrowers placed about 391,000 online holds to reserve materials, a decline of 6 percent from a year ago.

In 2014-15, circulation per capita decreased 8 percent from the prior year, and decreased 36 percent from ten years ago. The graph below uses statistics reported by the California State Library, which reports on a one-year lag. San José’s 2013-14 circulation per capita (excluding eBooks) was lower than that of Santa Clara, Sunnyvale, and San Francisco, but higher than that of San Diego, Oakland, and the statewide mean.

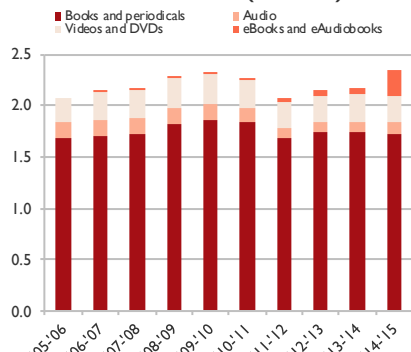
Sixty-four percent of respondents to The National Citizen Survey™ indicated they, or someone in their household, used San José libraries at least once in the last twelve months, an increase of 1 percent from a year ago.

**In the last 12 months, about how many times, if at all, have you or other household members used San Jose public libraries or their services?**

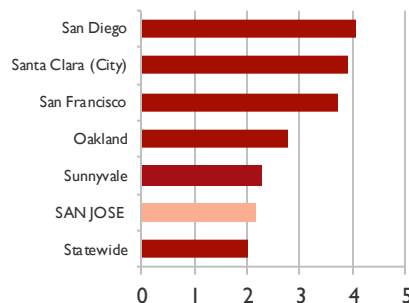


Source: The National Citizen Survey™

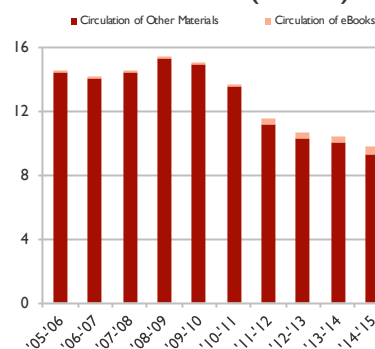
**Total Collection (millions)**



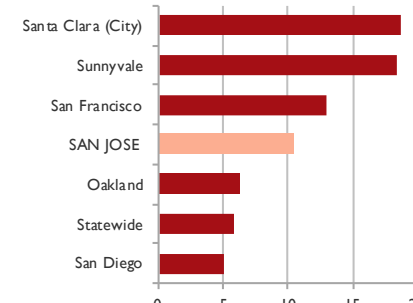
**Materials Per Capita (2013-14)**



**Total Circulation (millions)**



**Circulation Per Capita (2013-14)**



\*In 2014-15, the methodology to tabulate eBooks changed. Prior data may not be comparable.

Source: [California State Library, 2013-2014 Summary Data](#)

Source: [California State Library, 2013-2014 Summary Data](#) (does not include eBooks)

## LIBRARY

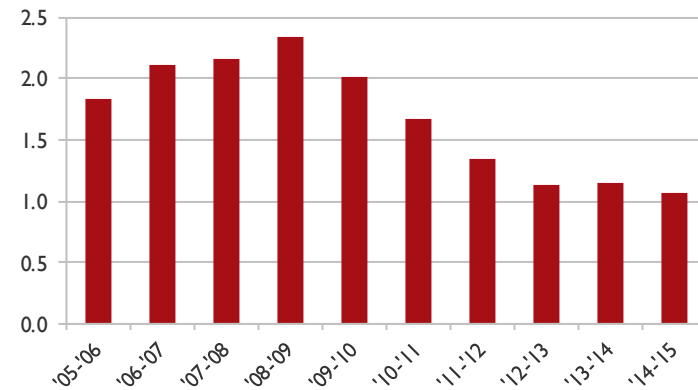
The City's libraries provide programs to promote reading and literacy, and support school readiness. Programs include adult and family literacy programs, preschool and early education initiatives, story time programs, summer reading programs, digital literacy programs, and more.

In 2014-15, libraries offered nearly 14,200 programs, with attendance totaling 320,400. In 2014-15, participants in the summer reading program totaled 18,500, a 20 percent decline from a year ago.

In 2014-15, the number of computer sessions on library computers totaled about 1.1 million, a 54 percent decline from its height in 2008-09. However, City libraries began offering wireless internet to patrons in 2009-10. According to the Department, the prevalence of mobile devices may be a reason for the decline in computer sessions; wireless bandwidth rates were increased for most branches during 2014-15 in order to meet customer demand.

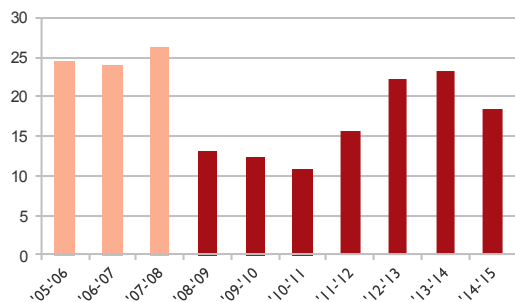
Approximately 16 percent of the Library's collection includes materials in languages other than English. Over the last two years, the Library has focused on expanding its non-English collection, and its 2014-15 non-English language collection totaled 358,830 items. Circulation of these materials dropped 55 percent compared to five years ago, to 1.2 million items circulated. Non-English media circulation (such as DVDs and videos) was the main driver of this decline.

Computer Sessions in Library\* (millions)



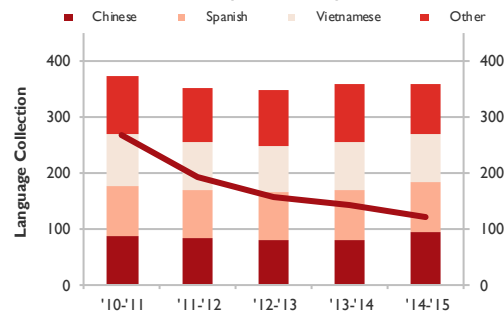
\*Does not include wireless connections

Participants in Summer Reading Program (thousands)\*

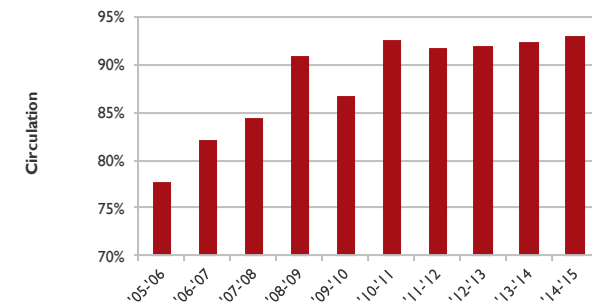


\*In 2008-09, the methodology for Summer Reading participation changed; data prior to that year may not be comparable.

Non-English Collection and Circulation (thousands)



Percent of Library Customers Rating Staff Assistance as Helpful, Prompt, and Courteous



Source: Library customer surveys

**SAN JOSE BRANCH LIBRARIES**

In November 2000, voters approved a Branch Library Bond Measure, dedicating \$212 million over ten years for the construction of 6 new and 14 expanded branch libraries in San José. The final project—the Village Square branch — is under construction and is expected to open in 2016.

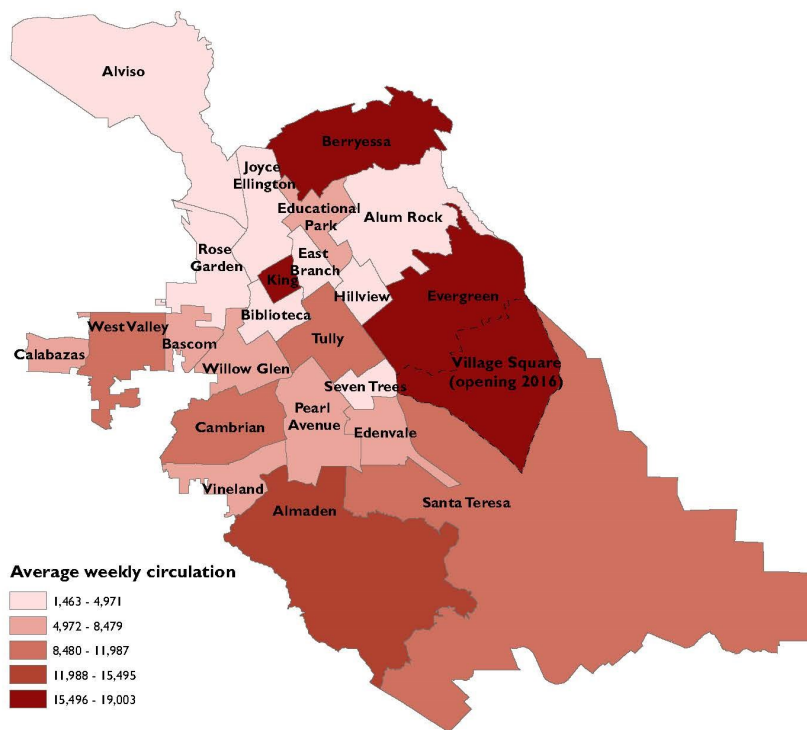
The main library (Dr. Martin Luther King, Jr.) was open 77 hours per week in 2014-15 (compared to 81 hours in 2009-10). Branch open hours fell in 2010-11 from 47 hours per week to 39, and then again in 2011-12 to 33 or 34 hours per week where they remained through 2014-15 (with the exception of Evergreen, which was open 42 hours beginning fall 2013). Regular hours were from Wednesday to Saturday or Monday to Thursday. Only about half of the branches were open on Saturday, and regular Sunday hours have not been offered at any branch since July 2010. Expanded Library hours were approved and went into effect on July 11, 2015.

Circulation in 2014-15 varied significantly across locations. The Evergreen branch and the main library had the highest circulation (988,000 and 985,000, respectively)\*. Other high circulation branches included Berryessa (871,000), Almaden (624,000), Santa Teresa (620,000), and West Valley (585,000).

In 2014-15, City libraries received approximately 6.1 million visitors, a 5 percent decrease from a year ago, and a 21 percent decrease from 2009-10, when branches were open 47 hours per week. The main library received about 40 percent (2.6 million) of all visitors. Evergreen and Berryessa also had many visitors, with 301,000 and 280,000, respectively.

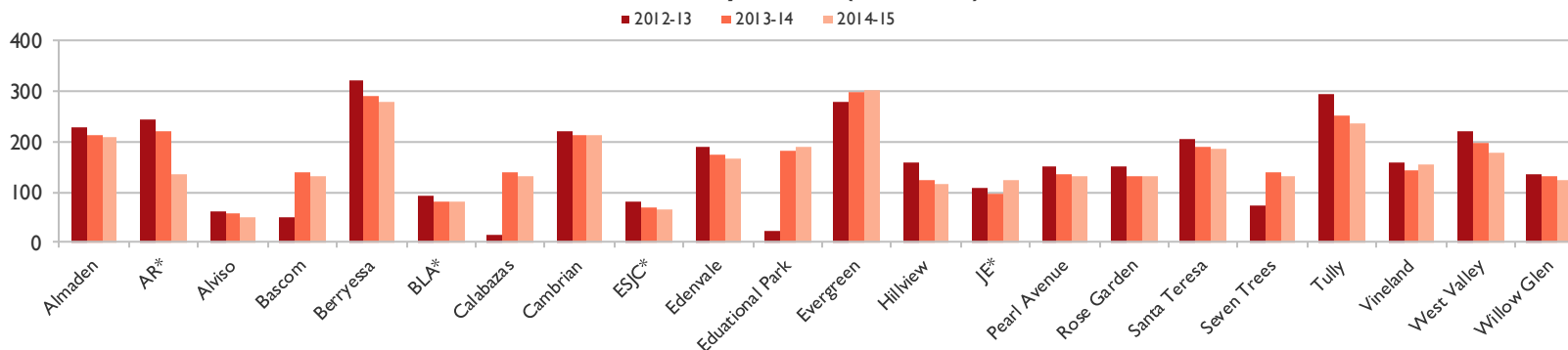
\* Evergreen branch and the main library were open more days than the other branches.

**Average Weekly Circulation by Branch Service Area, 2014-15**



Note: Library service areas determined by census tracts.  
Source: City Auditor analysis of Library circulation data.

**Branch Library Visitors (thousands)**



\* AR = Dr. Roberto Cruz Alum Rock; BLA = Biblioteca Latinoamericana; ESJC = East San José Carnegie; JE = Joyce Ellington; Dr. Martin Luther King, Jr. Library not listed.

