

CITY OF SAN JOSÉ

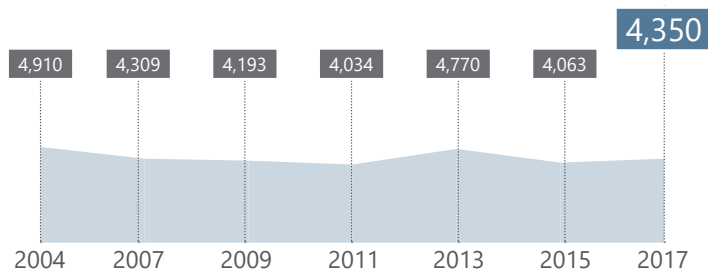
2017 HOMELESS CENSUS & SURVEY

EXECUTIVE SUMMARY

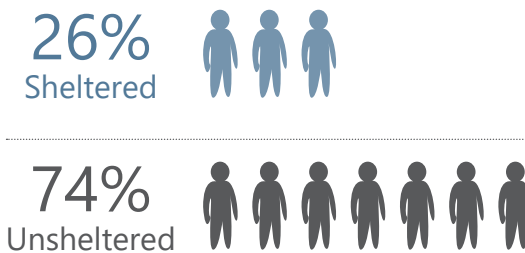
Every two years, during the last 10 days of January, communities across the country conduct comprehensive counts of the local homeless populations in order to measure the prevalence of homelessness in each local Continuum of Care.

The 2017 City of San José Point-in-Time Count was a community-wide effort conducted on January 24 and 25, 2017. In the weeks following the street count, a survey was administered to 331 unsheltered and sheltered homeless individuals, in order to profile their experience and characteristics.

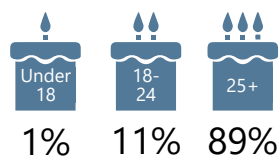
Census Population: Longitudinal Trend




2017 Sheltered/Unsheltered Population



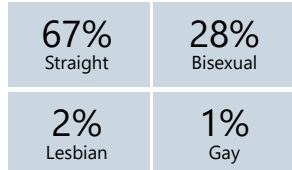
Age



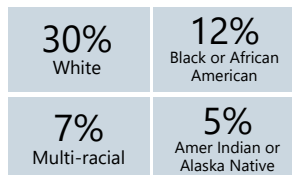
Gender



Sexual Orientation (Top 4 Responses)




Race/Ethnicity (Top 4 Responses)



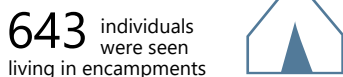
First Homelessness Episode



Age at First Episode of Homelessness



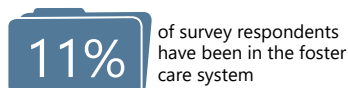
Encampments



Children Under Age 18



Foster Care



Subpopulation Data*




Residence Prior to Homelessness



Length of Time in Santa Clara County

(of those living in San José prior to becoming homeless)



Duration of Current Episode of Homelessness



4%
30 days or less

36%
1-11 months

60%
1 year or more

Primary Event or Condition That Led to Homelessness

(Top 6 Responses)



33% Job loss	23% Alcohol/drug abuse	20% Eviction
16% Argument with a family member	13% Divorce/separation/break-up	6% Incarceration

Interest in Permanent Housing

91%

of survey respondents said YES when asked if they would accept affordable permanent housing if it became available tomorrow.



Obstacles to Permanent Housing

(Top 4 Responses)



67% Cannot afford rent	60% Unemployed/underemployed
19% Bad credit	17% No money for moving costs

What is a disabling condition?



70%

of survey respondents reported a disabling condition

A disabling condition is defined here as a physical disability, mental illness, chronic depression, alcohol or drug abuse, chronic health problems, HIV/AIDS, Post-Traumatic Stress Disorder (PTSD), or a developmental disability.

Health Conditions

Current health conditions affecting housing stability or employment.

(Note: Multiple response question, numbers will not total to 100%)



49%

Drug or alcohol abuse



33%

Psychiatric or emotional conditions



28%

Physical disability



25%

Chronic health problems



15%

Post-traumatic stress disorder



5%

Traumatic brain injury



<1%

AIDS/HIV related

Employment



Employment Status

5% Employed full-time

95% Unemployed

If Unemployed, Currently...

19% Unable to work

56% Looking for work

25% Not looking for work

Services and Assistance



76%

of survey respondents reported receiving government benefits

Reasons for Not Receiving Any Government Assistance (Top 6 Responses)

34% Don't want gov't assistance	18% Never applied
14% Don't think they are eligible	11% Don't have an ID
8% No permanent address	5% Don't know where to go

Services Currently Accessing (Top 6 Responses)

62% Food Stamps/SNAP/WIC/CalFresh	42% General Assistance/CAAP
41% Medi-cal/Medicare	7% SSI/SSDI/Disability
6% Social Security	4% CalWorks/TANF

*Subpopulation Definitions

Chronically Homeless

An individual with a disabling condition or a family with a head of household with a disabling condition who:

- » Has been continuously homeless for 1 year or more and/or;
- » Has experienced 4 or more episodes of homelessness within the past 3 years.

Veterans

Persons who have served on active duty in the Armed Forces of the United States. This does not include inactive military reserves or the National Guard unless the person was called up to active duty.

Families

A household with at least one adult member (persons 18 or older) and at least one child member (persons under 18).

Unaccompanied Children

Children under the age of 18 who are homeless and living without a parent or legal guardian.

Transition-Age Youth

Young adults between the ages of 18 and 24 years old.

The complete comprehensive report includes a more detailed profile of the characteristics of those experiencing homelessness in the San José. It can be found at 2017 Santa Clara County Census Report.

Source: Applied Survey Research. (2017). San José Homeless Census & Survey. Watsonville, CA.