


# DEVELOPER ASSISTED PROJECTS

## 2018-2022 Capital Improvement Program

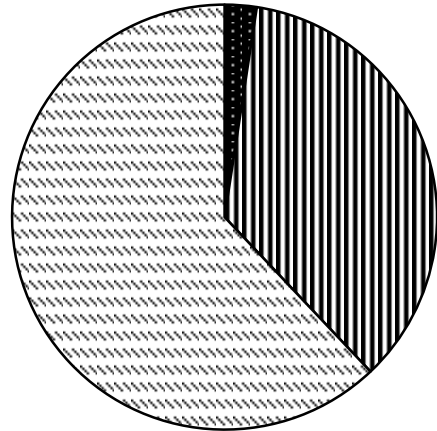
---

**2017-2018 Adopted Source of Funds**



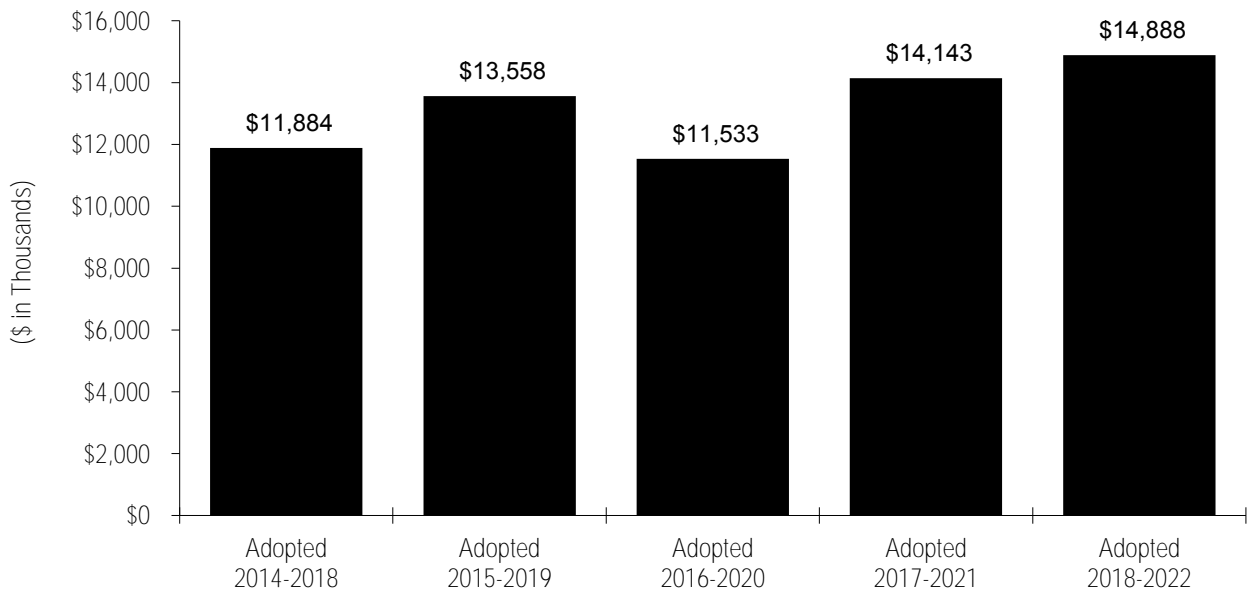
- Beginning Fund Balance
- Taxes, Fees and Charges
- Miscellaneous
- Developer Contributions

**2017-2018 Adopted Use of Funds**



- Construction Projects
- Non-Construction
- Ending Fund Balance

**CIP History**



**PAGE IS INTENTIONALLY LEFT BLANK**

# Developer Assisted Projects

## 2018-2022 Adopted Capital Improvement Program

### Overview

#### INTRODUCTION

The Developer Assisted Projects Capital Program includes the management and administration of the Underground Utility Fund, the Residential Construction Tax Contribution Fund, and the Contingent Lien District Fund. These funds receive money from and/or provide payments to utility companies and private land developers.

UNDERGROUND UTILITIES	
MILES OF UNDERGROUNDED UTILITIES IN THE PAST 10 YEARS (includes cable, electrical, phone, etc.)	16

The 2018-2022 Adopted Capital Improvement Program (CIP) provides funding of \$14.9 million, of which \$10.3 million is allocated in 2017-2018. This program is part of the Community and Economic Development City Service Area (CSA) and supports the following outcome: *Safe, Healthy, Attractive, and Vital Community*.

#### PROGRAM PRIORITIES AND OBJECTIVES

This capital program is used to facilitate the undergrounding of existing overhead facilities, reimburse residential developers for the construction of certain street improvements throughout the City, and manage contingent lien districts throughout the City. Based on the CSA outcomes supported by this program, the following list of priorities has been developed:

- Complete projects according to the In-Lieu Fee Underground Master Plan and Council-approved Underground Utility Workplan;
- Continue to leverage PG&E/Utility Company \$6-22 million per year using In-Lieu Fee funds for Administration of the Rule 20A program;
- Adjust projects in the Underground Utility Workplan to address utility company resource issues and high priority emergency work;
- Leverage developer reimbursements to fund projects which promote the General Plan goals of the transportation network; and
- Use Contingent Lien reserves to fund future improvements in existing districts

#### SOURCES OF FUNDING

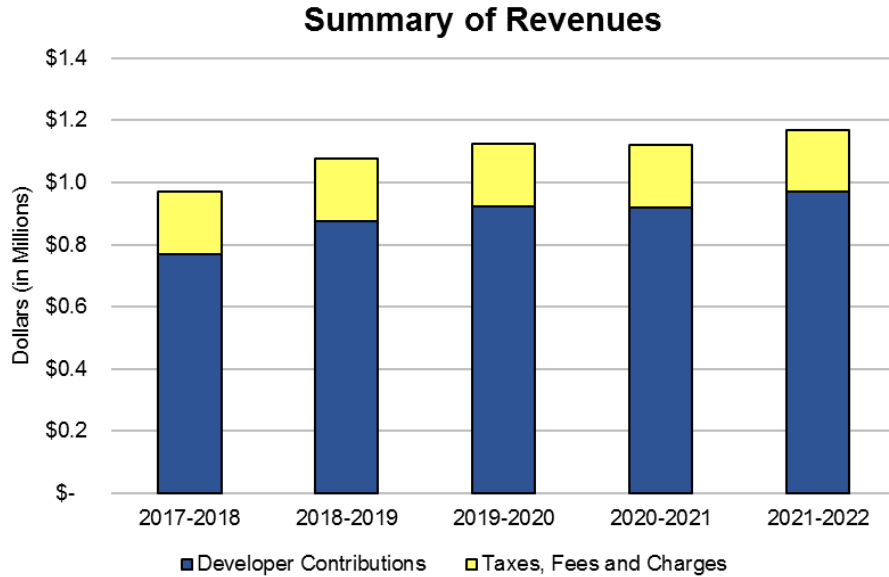
The 2018-2022 Adopted CIP provides funding of \$14.9 million, of which \$10.3 million is allocated in 2017-2018. The program funding level increased by \$745,000 from \$14.1 million in the 2017-2021 Adopted CIP, mainly due to higher estimates in Underground Utility In-Lieu Fee. Revenue for this CIP is derived from three sources: the Underground Utility In-Lieu Fee (\$4.5 million), the Residential Construction Tax (\$1.0 million), and elements of various contingent districts (\$2.6 million).

# Developer Assisted Projects

## 2018-2022 Adopted Capital Improvement Program

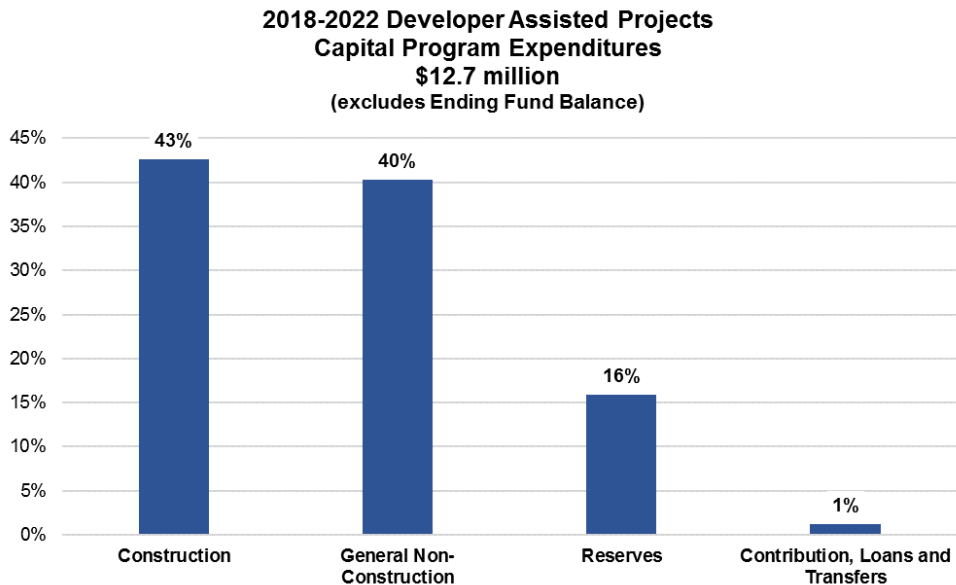
### Overview

#### SOURCES OF FUNDING



#### PROGRAM HIGHLIGHTS

The Developer Assisted Projects Capital Program expenditures are organized to show the use of funds in several categories. The following highlights the major projects in the program. For further information on the program’s individual projects, please refer to the Detail Pages.



## Developer Assisted Projects

### 2018-2022 Adopted Capital Improvement Program

#### Overview

#### PROGRAM HIGHLIGHTS

##### Underground Utility

Within the Underground Utility Fund, current City Council approved Underground Utility District (UUD) project priorities include:

<b>Project Name</b>	<b>Location</b>	<b>Project Status</b>
Delmas Ave./Park Ave. Rule 20A UUD	San Fernando St., Delmas Ave. to Wilson Ave.; Cahill St., San Fernando St. to Santa Clara St.; Delmas Ave., San Fernando St. to Auzerais Ave.; and Auzerais Ave., Delmas Ave. to Bird Ave.	90% complete, pole out expected fall 2017. (PG&E managed construction)
Delmas Ave./Park Ave. Rule 20B UUD	Delmas Ave., Santa Clara St. to San Fernando St.; San Fernando St., Delmas Ave. to Route 87; and Park Ave., Bird Ave. to Delmas Ave.	Expected to start construction winter 2017. (City managed construction)
Aborn Rd. Rule 20A UUD	Aborn Rd., Pumpherston Wy. to White Rd.	90% complete, pole out expected fall 2017. (PG&E managed construction)
Tully Rd. Rule 20A UUD	Tully Rd., Kenoga and 720 feet west of Senter Rd., Senter Rd. between Parrott St. and 170 feet south of Tully Rd.	90% complete, pole out expected fall 2017. (PG&E managed construction)
Camden Ave. Rule 20A UUD	Camden Ave., Bascom Ave. to Leigh Ave.	99% complete, pole out expected summer 2017. (PG&E managed construction)
Monterey Rd. Rule 20A UUD	Willow St. to Curtner Ave.	Expected to start construction winter 2017. (PG&E managed construction)
White Road Rule 20A UUD	Alum Rock Ave. to Rose Ave.	Expected to start construction fall 2017. (PG&E managed construction)

# Developer Assisted Projects

## 2018-2022 Adopted Capital Improvement Program

### Overview

---

#### PROGRAM HIGHLIGHTS



(before)



(after)

*Auzerais Avenue west of Delmas Avenue*

#### MAJOR CHANGES FROM THE 2017-2021 ADOPTED CIP

The overall size of the Developer Assisted Projects CIP has increased by \$745,000 from \$14.1 million in the 2017-2021 Adopted CIP to \$14.9 million in the 2018-2022 Adopted CIP. The following table outlines the most significant changes to project budgets, including new/augmented allocations and reduced/eliminated allocations.

Project	Incr/(Decr)
Reimbursement to Developers for Landscaping	\$450,000
Reimbursement to Developers for Center Strip Paving	\$400,000
Underground Utility Program, Rule 20B	(\$575,000)

#### OPERATING BUDGET IMPACT

There are no operating and maintenance cost impacts associated with the projects programmed in the 2018-2022 Adopted CIP. Within the Underground Utility Program, utility companies maintain their own facilities.

#### COUNCIL-APPROVED REVISIONS TO THE PROPOSED CAPITAL IMPROVEMENT PROGRAM

None.



**2017-2018 CAPITAL BUDGET**

---

**2018-2022 CAPITAL  
IMPROVEMENT PROGRAM**

**DEVELOPER ASSISTED  
PROJECTS**

**SOURCE AND USE OF FUNDS  
STATEMENTS**

Developer Assisted Projects  
**2018-2022 Adopted Capital Improvement Program**  
**Source of Funds (Combined)**

	Estimated						
	2016-2017	2017-2018	2018-2019	2019-2020	2020-2021	2021-2022	5-Year Total
<b>Underground Utility Fund</b>							
<b>Beginning Balance</b>	5,362,701	4,937,637	4,984,637	3,941,637	4,071,637	2,927,637	4,937,637
<b>Revenue from Use of Money and Property</b>							
Interest Income	40,000	9,000	8,000	9,000	7,000	8,000	41,000
<b>TOTAL Revenue from Use of Money and Property</b>	<b>40,000</b>	<b>9,000</b>	<b>8,000</b>	<b>9,000</b>	<b>7,000</b>	<b>8,000</b>	<b>41,000</b>
<b>Developer Contributions</b>							
Various Developer Contributions	2,000,936	770,000	877,000	924,000	920,000	970,000	4,461,000
<b>TOTAL Developer Contributions</b>	<b>2,000,936</b>	<b>770,000</b>	<b>877,000</b>	<b>924,000</b>	<b>920,000</b>	<b>970,000</b>	<b>4,461,000</b>
<b>Total Underground Utility Fund</b>	<b>7,403,637</b>	<b>5,716,637</b>	<b>5,869,637</b>	<b>4,874,637</b>	<b>4,998,637</b>	<b>3,905,637</b>	<b>9,439,637</b>
<b>Residential Construction Tax Contribution Fund</b>							
<b>Beginning Balance</b>	1,839,509	1,800,508	1,316,508	1,186,508	1,051,508	916,508	1,800,508
<b>Revenue from Use of Money and Property</b>							
Interest Income	17,000	17,000	17,000	17,000	17,000	17,000	85,000
<b>TOTAL Revenue from Use of Money and Property</b>	<b>17,000</b>	<b>17,000</b>	<b>17,000</b>	<b>17,000</b>	<b>17,000</b>	<b>17,000</b>	<b>85,000</b>
<b>Residential Construction Tax</b>							
Residential Construction Tax--	250,000	200,000	200,000	200,000	200,000	200,000	1,000,000
<b>TOTAL Residential Construction Tax</b>	<b>250,000</b>	<b>200,000</b>	<b>200,000</b>	<b>200,000</b>	<b>200,000</b>	<b>200,000</b>	<b>1,000,000</b>



Developer Assisted Projects  
**2018-2022 Adopted Capital Improvement Program**  
**Source of Funds (Combined)**

	Estimated						
	2016-2017	2017-2018	2018-2019	2019-2020	2020-2021	2021-2022	5-Year Total
<b>Total Residential Construction Tax Contribution Fund</b>	2,106,508	2,017,508	1,533,508	1,403,508	1,268,508	1,133,508	2,885,508
 <b>Contingent Lien District Fund</b>							
<b>Beginning Balance</b>	2,578,288	2,563,278	88,000	66,000	44,000	22,000	2,563,278
<b>Reserve for Encumbrance</b>	24,393						
<b>Total Contingent Lien District Fund</b>	2,602,681	2,563,278	88,000	66,000	44,000	22,000	2,563,278
 <b>TOTAL SOURCES</b>	 12,112,826	 10,297,423	 7,491,145	 6,344,145	 6,311,145	 5,061,145	 14,888,423

Developer Assisted Projects  
**2018-2022 Adopted Capital Improvement Program**  
**Use of Funds (Combined)**

	Estimated 2016-2017	2017-2018	2018-2019	2019-2020	2020-2021	2021-2022	5-Year Total
<b><u>Developer Assisted Projects</u></b>							
Underground Utility Program (20B)	2,000,000	250,000	1,375,000	250,000	1,550,000	2,000,000	5,425,000
<b>Other Developer Assisted Projects - Construction</b>	<b>2,000,000</b>	<b>250,000</b>	<b>1,375,000</b>	<b>250,000</b>	<b>1,550,000</b>	<b>2,000,000</b>	<b>5,425,000</b>
<b>Developer Assisted Projects - Construction</b>	<b>2,000,000</b>	<b>250,000</b>	<b>1,375,000</b>	<b>250,000</b>	<b>1,550,000</b>	<b>2,000,000</b>	<b>5,425,000</b>
Contingent Lien District Administration	15,010	27,000	22,000	22,000	22,000	22,000	115,000
PG&E/Private Electrical Service Panel Conversion Reimbursement		20,000	77,000	74,000	20,000	20,000	211,000
Quimby/Fowler Creek Riparian Restoration	24,393	430,000					430,000
Reimbursement to Developers for Center Strip Paving	150,000	300,000	150,000	150,000	150,000	150,000	900,000
Reimbursement to Developers for Landscaping	85,000	300,000	100,000	100,000	100,000	100,000	700,000
Residential Program Administration	20,000	25,000	25,000	30,000	30,000	30,000	140,000
Street Improvements for New Development	30,000	55,000	55,000	55,000	55,000	55,000	275,000
Underground Utility Administration (20A)	300,000	300,000	310,000	320,000	340,000	350,000	1,620,000
Underground Utility Administration (20B)	84,000	84,000	87,000	90,000	92,000	95,000	448,000
<b>General Non-Construction - Developer Assisted Projects</b>	<b>708,403</b>	<b>1,541,000</b>	<b>826,000</b>	<b>841,000</b>	<b>809,000</b>	<b>822,000</b>	<b>4,839,000</b>
<b>Developer Assisted Projects - Non Construction</b>	<b>708,403</b>	<b>1,541,000</b>	<b>826,000</b>	<b>841,000</b>	<b>809,000</b>	<b>822,000</b>	<b>4,839,000</b>
Capital Program and Public Works Department Support Service Costs	71,000	68,000	64,000	54,000	54,000	43,000	283,000
<b>Allocations</b>	<b>71,000</b>	<b>68,000</b>	<b>64,000</b>	<b>54,000</b>	<b>54,000</b>	<b>43,000</b>	<b>283,000</b>
City Hall Debt Service Fund	15,000	14,000	15,000	15,000	15,000	15,000	74,000
<b>Transfers to Special Funds</b>	<b>15,000</b>	<b>14,000</b>	<b>15,000</b>	<b>15,000</b>	<b>15,000</b>	<b>15,000</b>	<b>74,000</b>
General Fund - Interest Income	17,000	17,000	17,000	17,000	17,000	17,000	85,000
<b>Transfers to the General Fund</b>	<b>17,000</b>	<b>17,000</b>	<b>17,000</b>	<b>17,000</b>	<b>17,000</b>	<b>17,000</b>	<b>85,000</b>
<b>Transfers Expense</b>	<b>32,000</b>	<b>31,000</b>	<b>32,000</b>	<b>32,000</b>	<b>32,000</b>	<b>32,000</b>	<b>159,000</b>
Evergreen Creek District Reserve		880,148					880,148
Evergreen Specific Plan District Reserve		374,748					374,748
Silicon Valley Bridge District Reserve		285,655					285,655

Developer Assisted Projects  
**2018-2022 Adopted Capital Improvement Program**  
**Use of Funds (Combined)**

	<b>Estimated</b>						
	<b>2016-2017</b>	<b>2017-2018</b>	<b>2018-2019</b>	<b>2019-2020</b>	<b>2020-2021</b>	<b>2021-2022</b>	<b>5-Year Total</b>
Silver Creek Development District 1A Reserve		278,535					278,535
Silver Creek Development District 1B Reserve		199,192					199,192
<b>Expense Reserves - Non Construction</b>		<b>2,018,278</b>					<b>2,018,278</b>
<b>Total Expenditures</b>	<b>2,811,403</b>	<b>3,908,278</b>	<b>2,297,000</b>	<b>1,177,000</b>	<b>2,445,000</b>	<b>2,897,000</b>	<b>12,724,278</b>
Ending Fund Balance	9,301,423	6,389,145	5,194,145	5,167,145	3,866,145	2,164,145	2,164,145
<b>TOTAL</b>	<b>12,112,826</b>	<b>10,297,423</b>	<b>7,491,145</b>	<b>6,344,145</b>	<b>6,311,145</b>	<b>5,061,145</b>	<b>14,888,423</b>



**2017-2018 CAPITAL BUDGET**

---

**2018-2022 CAPITAL  
IMPROVEMENT PROGRAM**



**DEVELOPER ASSISTED  
PROJECTS**

**DETAIL OF PROJECTS**

**Developer Assistance Capital Program**  
 2018-2022 Adopted Capital Improvement Program  
**Detail of Ongoing Construction Projects**

**Underground Utility Program (20B)**

<b>CSA</b>	Community and Economic Development	<b>Initial Start Date</b>	Ongoing
<b>CSA Outcome</b>	Safe, Healthy, Attractive and Vital Community	<b>Initial End Date</b>	Ongoing
<b>Department</b>	Public Works	<b>Revised Start Date</b>	
<b>Location</b>	City-wide	<b>Revised End Date</b>	
<b>Council Districts</b>	City-wide	<b>Initial Project Budget</b>	
<b>Appropriation</b>	A4654		

**Description** Rule 20B Underground Utility Districts are established with fees paid to the City when a developer opts out of placing facilities underground at the time of development. Projects are prioritized with a five-year plan based on several criteria, the largest of which is the total amount of fees collected within the Underground District. This allocation is used for the design, construction, and administration of these projects.

**Justification** Underground Utility Ordinance No. 23187 mandates that fees collected pursuant to the ordinance be used to fund the conversion of overhead utility facilities to underground facilities. The purpose of the conversion is to implement the urban design policies of Envision San José 2040 General Plan.

**Notes** Project schedule dates and selected budget information is not provided due to the ongoing nature of this project.

**Major Cost Changes**

	FY17 EST	FY18	FY19	FY20	FY21	FY22	5 YEAR TOTAL
<b>Expenditure Schedule (000s)</b>							
Property & Land							
Design							
Construction	2,000	250	1,375	250	1,550	2,000	5,425
Maintenance, Repairs, Other							
<b>Total</b>	<b>2,000</b>	<b>250</b>	<b>1,375</b>	<b>250</b>	<b>1,550</b>	<b>2,000</b>	<b>5,425</b>

<b>Funding Source Schedule (000s)</b>							
Underground Utility Fund	2,000	250	1,375	250	1,550	2,000	5,425
<b>Total</b>	<b>2,000</b>	<b>250</b>	<b>1,375</b>	<b>250</b>	<b>1,550</b>	<b>2,000</b>	<b>5,425</b>

<b>Annual Operating Budget Impact (000s)</b>							
Operating							
<b>Total</b>							

# **Developer Assistance Capital Program**

2018-2022 Adopted Capital Improvement Program

## **Detail of One-Time Non-Construction Projects**

### **Quimby/Fowler Creek Riparian Restoration**

**CSA** Community and Economic Development  
**CSA Outcome** Safe, Healthy, Attractive and Vital Community  
**Department** Public Works  
**Council Districts** 8  
**Appropriation** A7592

**Description** This allocation provides funding to reimburse developers for a restoration effort as stipulated by the Evergreen Specific Plan and funded by the Evergreen Specific Plan District to improve habitat conditions along portions of the Quimby Road and Fowler Creek riparian corridors. Improvements may include, but are not limited to, culvert modifications, flow controls, erosion control measures, plantings, and pedestrian enhancements.

#### **Notes**

	<b>PRIOR YEARS</b>	<b>FY17 EST</b>	<b>FY18</b>	<b>FY19</b>	<b>FY20</b>	<b>FY21</b>	<b>FY22</b>	<b>5 YEAR TOTAL</b>	<b>BEYOND 5 YEARS</b>	<b>PROJECT TOTAL</b>
<b>Expenditure Schedule (000s)</b>										
General Administration	4	24	430					430		459
Design	0									0
<b>Total</b>	<b>4</b>	<b>24</b>	<b>430</b>					<b>430</b>		<b>459</b>

<b>Funding Source Schedule (000s)</b>										
Contingent Lien District Fund	4	24	430					430		459
<b>Total</b>	<b>4</b>	<b>24</b>	<b>430</b>					<b>430</b>		<b>459</b>

**Developer Assistance Capital Program**  
2018-2022 Adopted Capital Improvement Program

**Detail of Ongoing Non-Construction Projects**

**Contingent Lien District Administration**

**CSA** Community and Economic Development  
**CSA Outcome** Safe, Healthy, Attractive and Vital Community  
**Department** Public Works  
**Council Districts** City-wide  
**Appropriation** A7591

**Description** This allocation provides funding for staff costs related to the administration of contingent lien districts, including Evergreen Creek District, Evergreen Specific Plan District, Silicon Valley Bridge District, and the Silver Creek Development Districts 1A/B. These costs may include tracking of individual liens on properties within the districts, addressing inquiries related to those liens, providing background information on districts, reviewing project submittals for compliance, calculating and notifying applicants of current lien amounts, and monitoring projects when funds become available.

**Notes** Selected budget information is not provided due to the ongoing nature of this project.

	FY17 EST	FY18	FY19	FY20	FY21	FY22	5 YEAR TOTAL
<b>Expenditure Schedule (000s)</b>							
General Administration	15	27	22	22	22	22	115
Maintenance, Repairs, Other							
<b>Total</b>	<b>15</b>	<b>27</b>	<b>22</b>	<b>22</b>	<b>22</b>	<b>22</b>	<b>115</b>

<b>Funding Source Schedule (000s)</b>							
Contingent Lien District Fund	15	27	22	22	22	22	115
<b>Total</b>	<b>15</b>	<b>27</b>	<b>22</b>	<b>22</b>	<b>22</b>	<b>22</b>	<b>115</b>

**Developer Assistance Capital Program**  
 2018-2022 Adopted Capital Improvement Program

**Detail of Ongoing Non-Construction Projects**

**PG&E/Private Electrical Service Panel Conversion Reimbursement**

**CSA** Community and Economic Development  
**CSA Outcome** Safe, Healthy, Attractive and Vital Community  
**Department** Public Works  
**Council Districts** City-wide  
**Appropriation** A7883

**Description** This allocation, evaluated annually, allows the City to accept funds from PG&E and reimburse property owners (up to \$1,500) for electrical service panel conversion work on their property.

**Notes** Selected budget information is not provided due to the ongoing nature of this project.

	FY17 EST	FY18	FY19	FY20	FY21	FY22	5 YEAR TOTAL
<b>Expenditure Schedule (000s)</b>							
General Administration		20	77	74	20	20	211
<b>Total</b>		<b>20</b>	<b>77</b>	<b>74</b>	<b>20</b>	<b>20</b>	<b>211</b>

	FY17 EST	FY18	FY19	FY20	FY21	FY22	5 YEAR TOTAL
<b>Funding Source Schedule (000s)</b>							
Underground Utility Fund		20	77	74	20	20	211
<b>Total</b>		<b>20</b>	<b>77</b>	<b>74</b>	<b>20</b>	<b>20</b>	<b>211</b>



**Developer Assistance Capital Program**  
 2018-2022 Adopted Capital Improvement Program

**Detail of Ongoing Non-Construction Projects**

**Reimbursement to Developers for Center Strip Paving**

**CSA** Community and Economic Development  
**CSA Outcome** Safe, Healthy, Attractive and Vital Community  
**Department** Public Works  
**Council Districts** City-wide  
**Appropriation** A4314

**Description** This allocation provides reimbursements to developers of residential projects that are built adjacent to major collectors for the costs of paving the street beyond the 30 foot width for residential streets.

**Notes** Selected budget information is not provided due to the ongoing nature of this project.

	FY17 EST	FY18	FY19	FY20	FY21	FY22	5 YEAR TOTAL
<b>Expenditure Schedule (000s)</b>							
General Administration	150	300	150	150	150	150	900
<b>Total</b>	<b>150</b>	<b>300</b>	<b>150</b>	<b>150</b>	<b>150</b>	<b>150</b>	<b>900</b>

	FY17 EST	FY18	FY19	FY20	FY21	FY22	5 YEAR TOTAL
<b>Funding Source Schedule (000s)</b>							
Residential Construction Tax Contribution Fund	150	300	150	150	150	150	900
<b>Total</b>	<b>150</b>	<b>300</b>	<b>150</b>	<b>150</b>	<b>150</b>	<b>150</b>	<b>900</b>

**Developer Assistance Capital Program**  
2018-2022 Adopted Capital Improvement Program

**Detail of Ongoing Non-Construction Projects**

**Reimbursement to Developers for Landscaping**

**CSA** Community and Economic Development  
**CSA Outcome** Safe, Healthy, Attractive and Vital Community  
**Department** Public Works  
**Council Districts** City-wide  
**Appropriation** A5148

**Description** This allocation provides reimbursements to residential developers to install landscaping on City streets near residential developments.

**Notes** Selected budget information is not provided due to the ongoing nature of this project.

	FY17 EST	FY18	FY19	FY20	FY21	FY22	5 YEAR TOTAL
<b>Expenditure Schedule (000s)</b>							
General Administration	85	300	100	100	100	100	700
<b>Total</b>	<b>85</b>	<b>300</b>	<b>100</b>	<b>100</b>	<b>100</b>	<b>100</b>	<b>700</b>

	FY17 EST	FY18	FY19	FY20	FY21	FY22	5 YEAR TOTAL
<b>Funding Source Schedule (000s)</b>							
Residential Construction Tax Contribution Fund	85	300	100	100	100	100	700
<b>Total</b>	<b>85</b>	<b>300</b>	<b>100</b>	<b>100</b>	<b>100</b>	<b>100</b>	<b>700</b>

**Developer Assistance Capital Program**  
2018-2022 Adopted Capital Improvement Program

**Detail of Ongoing Non-Construction Projects**

**Residential Program Administration**

**CSA** Community and Economic Development  
**CSA Outcome** Safe, Healthy, Attractive and Vital Community  
**Department** Public Works  
**Council Districts** City-wide  
**Appropriation** A5140

**Description** This allocation provides funding for the administration of the Residential Construction Tax Contribution Fund.

**Notes** Selected budget information is not provided due to the ongoing nature of this project.

	FY17 EST	FY18	FY19	FY20	FY21	FY22	5 YEAR TOTAL
<b>Expenditure Schedule (000s)</b>							
General Administration	20	25	25	30	30	30	140
Public Art							
<b>Total</b>	<b>20</b>	<b>25</b>	<b>25</b>	<b>30</b>	<b>30</b>	<b>30</b>	<b>140</b>

	FY17 EST	FY18	FY19	FY20	FY21	FY22	5 YEAR TOTAL
<b>Funding Source Schedule (000s)</b>							
Residential Construction Tax Contribution Fund	20	25	25	30	30	30	140
<b>Total</b>	<b>20</b>	<b>25</b>	<b>25</b>	<b>30</b>	<b>30</b>	<b>30</b>	<b>140</b>

# **Developer Assistance Capital Program**

2018-2022 Adopted Capital Improvement Program

## **Detail of Ongoing Non-Construction Projects**

### **Street Improvements for New Development**

**CSA** Community and Economic Development  
**CSA Outcome** Safe, Healthy, Attractive and Vital Community  
**Department** Public Works  
**Council Districts** City-wide  
**Appropriation** A5402

**Description** This allocation provides reimbursements to developers for voluntary off-site street improvements typically adjacent to an ongoing private development project.

**Notes** Selected budget information is not provided due to the ongoing nature of this project.

	<b>FY17 EST</b>	<b>FY18</b>	<b>FY19</b>	<b>FY20</b>	<b>FY21</b>	<b>FY22</b>	<b>5 YEAR TOTAL</b>
<b>Expenditure Schedule (000s)</b>							
General Administration	30	55	55	55	55	55	275
<b>Total</b>	<b>30</b>	<b>55</b>	<b>55</b>	<b>55</b>	<b>55</b>	<b>55</b>	<b>275</b>

<b>Funding Source Schedule (000s)</b>							
Residential Construction Tax Contribution Fund	30	55	55	55	55	55	275
<b>Total</b>	<b>30</b>	<b>55</b>	<b>55</b>	<b>55</b>	<b>55</b>	<b>55</b>	<b>275</b>

**Developer Assistance Capital Program**  
2018-2022 Adopted Capital Improvement Program

**Detail of Ongoing Non-Construction Projects**

**Underground Utility Administration (20A)**

**CSA** Community and Economic Development  
**CSA Outcome** Safe, Healthy, Attractive and Vital Community  
**Department** Public Works  
**Council Districts** City-wide  
**Appropriation** A4786

**Description** PG&E and other utility companies allocate their own funds to replace existing overhead electrical facilities with underground electrical facilities within the communities they serve. This allocation provides funding for the day-to-day administration of the undergrounding program, including design and plan review, coordination, inspection of undergrounding projects, underground service alert location, and legislation of the Underground Utility Districts.

**Notes** Selected budget information is not provided due to the ongoing nature of this project.

	FY17 EST	FY18	FY19	FY20	FY21	FY22	5 YEAR TOTAL
<b>Expenditure Schedule (000s)</b>							
General Administration	300	300	310	320	340	350	1,620
Maintenance, Repairs, Other							
<b>Total</b>	<b>300</b>	<b>300</b>	<b>310</b>	<b>320</b>	<b>340</b>	<b>350</b>	<b>1,620</b>

	FY17 EST	FY18	FY19	FY20	FY21	FY22	5 YEAR TOTAL
<b>Funding Source Schedule (000s)</b>							
Underground Utility Fund	300	300	310	320	340	350	1,620
<b>Total</b>	<b>300</b>	<b>300</b>	<b>310</b>	<b>320</b>	<b>340</b>	<b>350</b>	<b>1,620</b>

**Developer Assistance Capital Program**  
2018-2022 Adopted Capital Improvement Program

**Detail of Ongoing Non-Construction Projects**

**Underground Utility Administration (20B)**

**CSA** Community and Economic Development  
**CSA Outcome** Safe, Healthy, Attractive and Vital Community  
**Department** Public Works  
**Council Districts** City-wide  
**Appropriation** A5147

**Description** Ordinance No. 23187 established an Underground Utility Fee Program whereby developers can pay a fee in-lieu of being required to underground all overhead utilities adjacent to their developments. This allocation provides funding for the day-to-day administration of this Ordinance.

**Notes** Selected budget information is not provided due to the ongoing nature of this project.

	FY17 EST	FY18	FY19	FY20	FY21	FY22	5 YEAR TOTAL
<b>Expenditure Schedule (000s)</b>							
General Administration	84	84	87	90	92	95	448
Design							
Maintenance, Repairs, Other							
<b>Total</b>	<b>84</b>	<b>84</b>	<b>87</b>	<b>90</b>	<b>92</b>	<b>95</b>	<b>448</b>

	FY17 EST	FY18	FY19	FY20	FY21	FY22	5 YEAR TOTAL
<b>Funding Source Schedule (000s)</b>							
Underground Utility Fund	84	84	87	90	92	95	448
<b>Total</b>	<b>84</b>	<b>84</b>	<b>87</b>	<b>90</b>	<b>92</b>	<b>95</b>	<b>448</b>



**2017-2018 CAPITAL BUDGET**

---

**2018-2022 CAPITAL  
IMPROVEMENT PROGRAM**

**DEVELOPER ASSISTED  
PROJECTS**

**SUMMARY OF RESERVES**

**Developer Assistance Capital Program**  
2018-2022 Adopted Capital Improvement Program

**Summary of Reserves**

<b>Project Name</b>	Evergreen Creek District Reserve	<b>Initial Start Date</b>	N/A
<b>5-Yr CIP Budget</b>	\$ 880,148	<b>Initial End Date</b>	N/A
<b>Total Budget</b>	\$ 880,148	<b>Revised Start Date</b>	
<b>Council Districts</b>	8	<b>Revised End Date</b>	
<b>Description</b>	This reserve sets aside funding for the Evergreen Creek District in the Contingent Lien District Fund to facilitate cost sharing agreements through special districts between private parties in regards to the construction of public improvements as required by the City for development purposes. The district collects contingent assessments from properties that benefit from the improvements constructed or are to be constructed, and reimburses those who have either financed or constructed the improvements. Any remaining funds will be liquidated to the appropriate parties in the event that all improvements are constructed and all contingent assessments are collected for the respective district.		

<b>Project Name</b>	Evergreen Specific Plan District Reserve	<b>Initial Start Date</b>	N/A
<b>5-Yr CIP Budget</b>	\$ 374,748	<b>Initial End Date</b>	N/A
<b>Total Budget</b>	\$ 374,748	<b>Revised Start Date</b>	
<b>Council Districts</b>	8	<b>Revised End Date</b>	
<b>Description</b>	This reserve sets aside funding for the Evergreen Specific Plan District in the Contingent Lien District Fund to facilitate cost sharing agreements through special districts between private parties in regards to the construction of public improvements as required by the City for development purposes. The district collects contingent assessments from properties that benefit from the improvements constructed or are to be constructed, and reimburses those who have either financed or constructed the improvements. Any remaining funds will be liquidated to the appropriate parties in the event that all improvements are constructed and all contingent assessments are collected for the respective district.		

<b>Project Name</b>	Silicon Valley Bridge District Reserve	<b>Initial Start Date</b>	N/A
<b>5-Yr CIP Budget</b>	\$ 285,655	<b>Initial End Date</b>	N/A
<b>Total Budget</b>	\$ 285,655	<b>Revised Start Date</b>	
<b>Council Districts</b>	2	<b>Revised End Date</b>	
<b>Description</b>	This reserve sets aside funding for the Silicon Valley Bridge District in the Contingent Lien District Fund to facilitate cost sharing agreements through special districts between private parties in regards to the construction of public improvements as required by the City for development purposes. The district collects contingent assessments from properties that benefit from the improvements constructed or are to be constructed, and reimburses those who have either financed or constructed the improvements. Any remaining funds will be liquidated to the appropriate parties in the event that all improvements are constructed and all contingent assessments are collected for the respective district.		

<b>Project Name</b>	Silver Creek Development District 1A Reserve	<b>Initial Start Date</b>	N/A
<b>5-Yr CIP Budget</b>	\$ 278,535	<b>Initial End Date</b>	N/A
<b>Total Budget</b>	\$ 278,535	<b>Revised Start Date</b>	
<b>Council Districts</b>	2	<b>Revised End Date</b>	
<b>Description</b>	This reserve sets aside funding for the Silver Creek Development District 1A in the Contingent Lien District Fund to facilitate cost sharing agreements through special districts between private parties in regards to the construction of public improvements as required by the City for development purposes. The district collects contingent assessments from properties that benefit from the improvements constructed or are to be constructed, and reimburses those who have either financed or constructed the improvements. Any remaining funds will be liquidated to the appropriate parties in the event that all improvements are constructed and all contingent assessments are collected for the respective district.		

<b>Project Name</b>	Silver Creek Development District 1B Reserve	<b>Initial Start Date</b>	N/A
<b>5-Yr CIP Budget</b>	\$ 199,192	<b>Initial End Date</b>	N/A
<b>Total Budget</b>	\$ 199,192	<b>Revised Start Date</b>	



**Developer Assistance Capital Program**  
2018-2022 Adopted Capital Improvement Program

**Summary of Reserves**

---

**Council Districts** 2

**Revised End Date**

**Description**

This reserve sets aside funding for the Silver Creek Development District 1B in the Contingent Lien District Fund to facilitate cost sharing agreements through special districts between private parties in regards to the construction of public improvements as required by the City for development purposes. The district collects contingent assessments from properties that benefit from the improvements constructed or are to be constructed, and reimburses those who have either financed or constructed the improvements. Any remaining funds will be liquidated to the appropriate parties in the event that all improvements are constructed and all contingent assessments are collected for the respective district.

---