

2019-2020 Proposed Capital Budget 2020-2024 Capital Improvement Program

City of San José Budget Office
May 2019



Capital Programs by City Service Area

Community & Economic Development

Developer Assisted Projects

Environmental & Utility Services

Sanitary Sewer System
Storm Sewer System
Water Pollution Control
Water Utility System

Neighborhood Services

Library
Parks & Community Facilities
Development

Public Safety

Public Safety

Transportation & Aviation Services

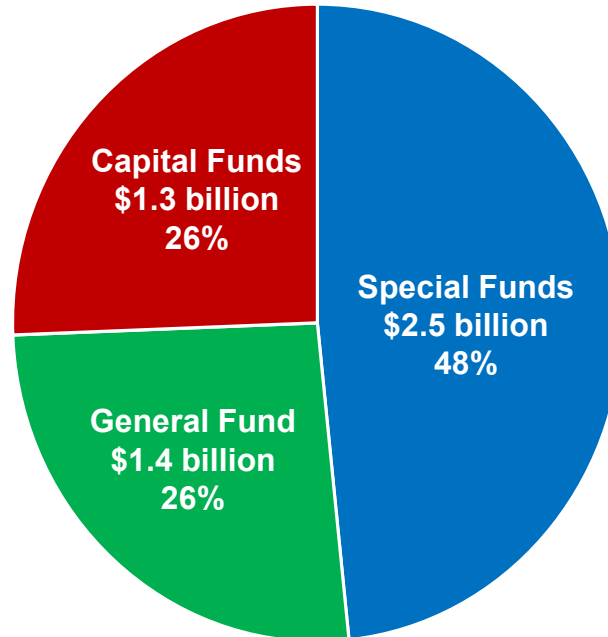
Airport
Parking
Traffic

Strategic Support

Communications
Municipal Improvements
Service Yards

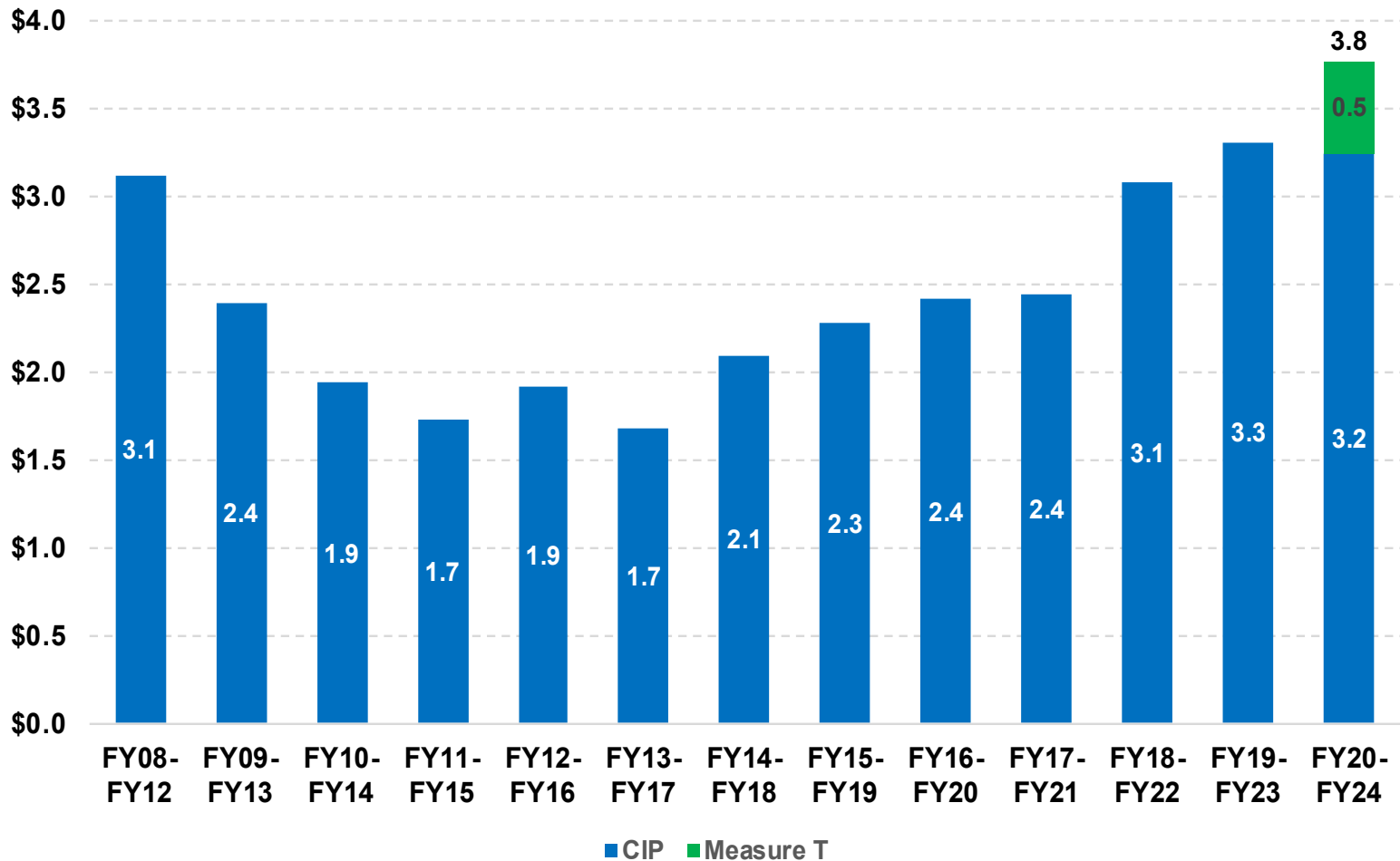
City of San José Budget Overview

2019-2020 Proposed City Budget	\$4.3 billion
Total Number of Funds	121
Total Number of Employees	6,622



Note: An adjustment of \$879 million is necessary to arrive at the \$4.3 billion net 2019-2020 Proposed City Budget to avoid the double-counting of transfers, loans and contributions between City funds.

Historical Comparison of Five-Year CIP



2020-2024 CIP Source of Funds

Fund Source	Amount	Percentage
Financing Proceeds	\$1,306 million	35%
Contributions, Loans and Transfers	790.9 million	21%
Other Government Agencies	765.0 million	20%
Taxes, Fees and Charges	522.7 million	14%
Beginning Fund Balances	319.1 million	8%
Interest Income on Invested Funds	60.8 million	2%
Miscellaneous Revenue & Developer Contributions	12.5 million	<1%
Total Source of Funds	\$3,776.7 million	100%

2020-2024 CIP Use of Funds

(\$s in Millions)

Capital Program	2019-2020	2020-2021	2021-2022	2022-2023	2023-2024	Total	Capital Budget %
Airport	\$109.0	\$61.1	\$69.6	\$59.8	\$98.8	\$398.3	10.5%
Communications	2.5	2.5	2.5	2.5	2.9	13.0	0.3%
Developer Assisted Projects	5.6	1.1	2.6	3.0	5.6	17.9	0.5%
Library	16.4	8.7	8.8	8.8	10.7	53.5	1.4%
Municipal Improvements	83.3	10.9	11.4	10.4	8.6	124.6	3.3%
Parking	31.9	4.3	4.5	4.5	4.5	49.7	1.3%
Parks and Community Facilities	156.7	47.1	38.6	37.8	51.4	331.6	8.8%
Public Safety	69.4	27.0	79.2	37.2	8.8	221.5	5.9%
Sanitary Sewer System	40.3	38.0	37.4	39.1	34.3	189.1	5.0%
Service Yards	5.2	4.1	4.0	3.9	4.5	21.7	0.6%
Storm Sewer System	13.0	22.2	24.3	44.9	16.5	121.0	3.2%
Traffic	265.2	162.2	133.8	128.4	176.5	866.2	22.9%
Water Pollution Control	335.9	506.2	190.5	224.7	78.3	1,335.5	35.4%
Water Utility System	9.9	5.1	4.9	5.2	8.2	33.2	0.9%
FY20-FY24 Proposed CIP	\$1,144.4	\$900.5	\$612.1	\$610.2	\$509.5	\$3,776.7	100.0%
Percentage of Total	30.3%	23.8%	16.2%	16.2%	13.5%	100.0%	

Measure T

- **Street Repair - \$300 million**
- **Police/Fire/Emergency Operations Center - \$175 million**
- **Environmental Protection Projects - \$50 million**
- **Storm System & Flood Prevention Projects - \$35 million**
- **Clean Water Projects - \$25 million**
- **Bridges - \$20 million**
- **LED Lighting - \$20 million**
- **Public Safety Parks/Community Center Improvements - \$13 million**
- **Other Priority Critical Infrastructure - \$5 million**

Measure T – Projected Expenditures

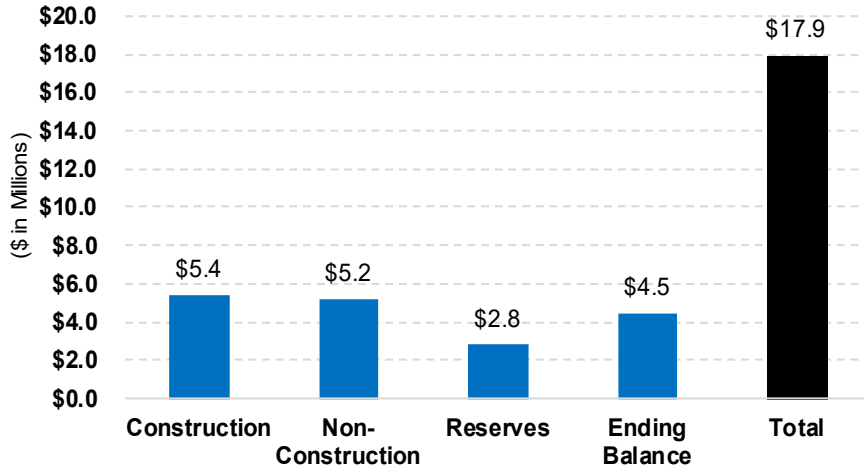
Measure T Public Safety and Infrastructure Bond Fund (Projected Expenditures in 2020-2024 CIP)

Program	2019-2020	2020-2021	2021-2022	2022-2023	2023-2024	5-Year Total
<u>Traffic</u>						
Bridges	\$2,000,000	\$8,000,000	\$3,000,000	\$3,000,000	\$4,000,000	\$20,000,000
Pavement Maintenance	37,500,000	37,500,000	37,500,000	37,500,000	37,500,000	187,500,000
LED Streetlight Conversion	5,000,000	6,000,000	2,000,000			13,000,000
Total Traffic	\$44,500,000	\$51,500,000	\$42,500,000	\$40,500,000	\$41,500,000	\$220,500,000
<u>Public Safety</u>						
Fire Station 37	\$6,180,000	\$500,000				\$6,680,000
Fire Station 8 Relocation	4,500,000	2,000,000	9,600,000	400,000		16,500,000
Fire Station 23 Relocation	4,500,000	2,000,000	9,600,000	400,000		16,500,000
New Fire Station 32	100,000	5,000,000	1,600,000	9,900,000	400,000	17,000,000
New Fire Station 36	100,000	5,000,000	1,600,000	9,900,000	400,000	17,000,000
Emergency Ops Ctr. Relocation	500,000	500,000	1,000,000	9,000,000	500,000	11,500,000
Police Training Ctr. Relocation	30,100,000	1,000,000	13,500,000	400,000		45,000,000
Police Air Support Unit Hangar	500,000	1,000,000	6,500,000	400,000		8,400,000
Program Reserve (Public Safety)	7,320,000		29,100,000			36,420,000
Total Public Safety	\$53,800,000	\$17,000,000	\$72,500,000	\$30,400,000	\$1,300,000	\$175,000,000
<u>Storm Sewer</u>						
Charcot Pump Station	\$1,600,000	\$6,600,000	\$600,000	\$24,700,000	\$1,500,000	\$35,000,000
Clean Water Projects	1,300,000	8,100,000	14,500,000	900,000	200,000	\$25,000,000
Total Storm Sewer	\$2,900,000	\$14,700,000	\$15,100,000	\$25,600,000	\$1,700,000	\$60,000,000
<u>Municipal Improvements</u>						
Environmental Protection Projects	\$50,000,000					\$50,000,000
City Facilities LED Lighting	3,000,000	2,000,000	2,000,000			7,000,000
Critical Infrastructure			2,000,000	3,000,000		5,000,000
Total Municipal Improvements	\$53,000,000	\$2,000,000	\$4,000,000	\$3,000,000		\$62,000,000
<u>Parks & Community Facilities</u>						
Community Centers/Emergency Shelters		\$500,000	\$1,000,000	\$3,500,000	\$5,500,000	\$10,500,000
Total Parks & Community Facilities		\$500,000	\$1,000,000	\$3,500,000	\$5,500,000	\$10,500,000
Total Measure T	\$154,200,000	\$85,700,000	\$135,100,000	\$103,000,000	\$50,000,000	\$528,000,000

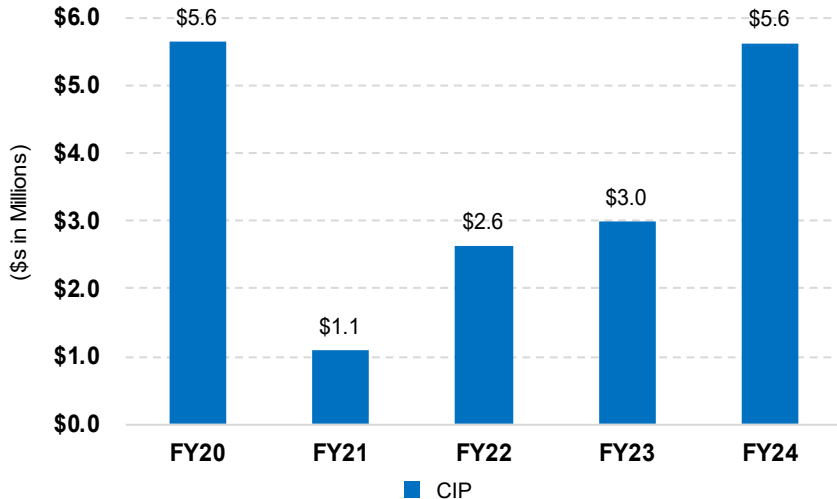
2020-2024 CIP Highlights

Developer Assisted Projects - \$17.9M

Developer Assisted Projects CIP



Developer Assisted Programs Expenditures



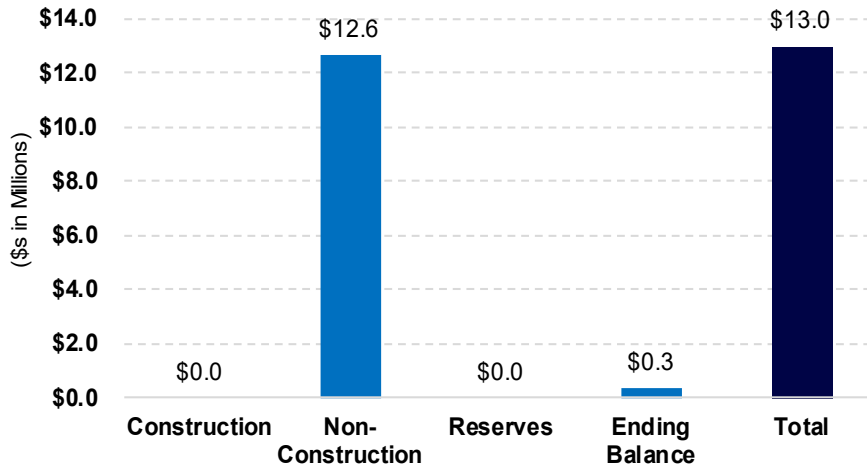
Program Highlights

- Underground Utility Program 20B - \$5.4M CIP
 - Monterey Road (Willow St. to Rose Avenue)
 - White Road (Alum Rock to Rose Avenue)
 - Delmas/Park Avenue (Santa Clara St. to San Fernando St, to Route 87; Park Avenue to Bird Avenue)
 - McKee Road

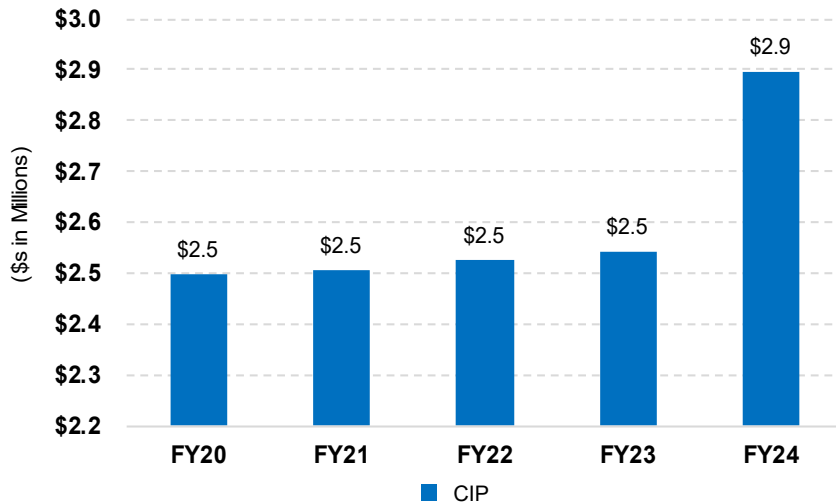
2020-2024 CIP Highlights

Communications - \$13.0M

Communications CIP



Communications Expenditures



Program Highlights

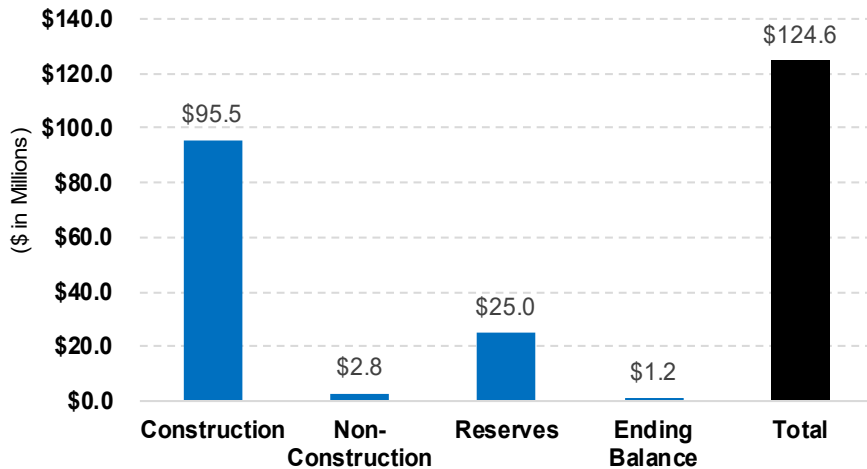
Program Priorities:

- Silicon Valley Regional Interoperability Authority Administration and Maintenance (SVRIA) - \$5.7M CIP
- SVRIA Radios - \$2.5M CIP

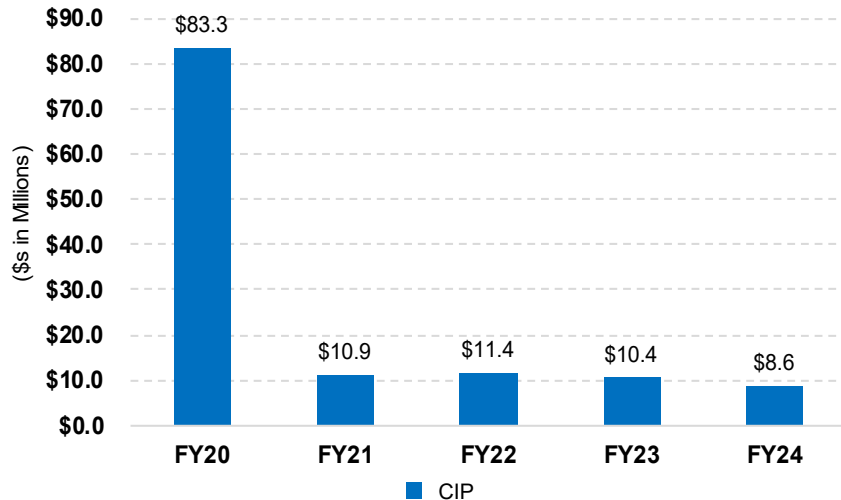
2020-2024 CIP Highlights

Municipal Improvements - \$124.6M

Municipal Improvements CIP



Municipal Improvements Expenditures



Program Highlights

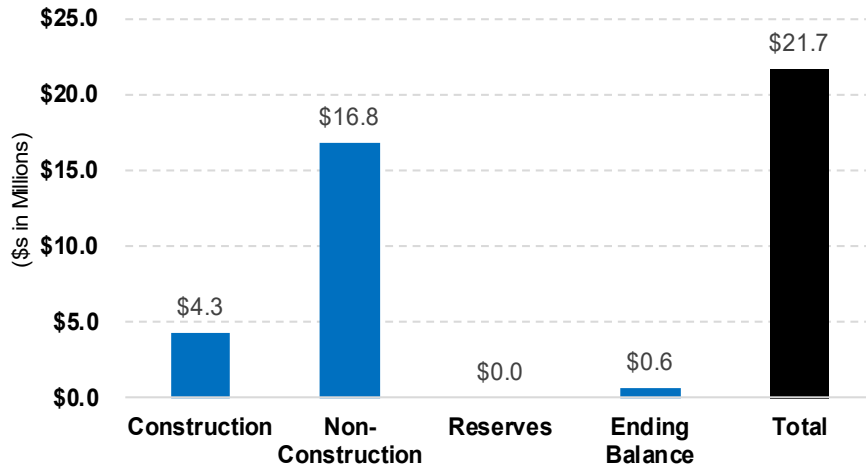
Program Priorities:

- Measure T Projects - \$62.0M CIP
 - Environmental Protection Projects: \$50.0M
 - City Facilities LED Lighting: \$7.0M
 - Critical Infrastructure: \$5.0M
- PAC Phase 1 of 4 Elevator - \$3.5M CIP
- Cultural Facilities Repair/Rehab Projects - \$6.6M CIP
- Convention Center and Cultural Facilities managed by Team San Jose - \$39.0M CIP
 - Targeted rehab/repair projects: \$10.7M
 - \$5.0M reserved annually for Civic Loading Dock Access/McCabe Hall and CPA Rehabilitation (Phase I)

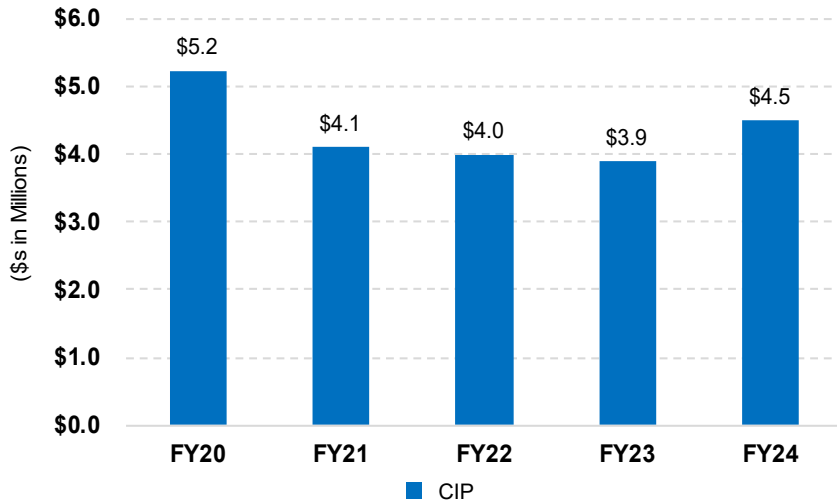
2020-2024 CIP Highlights

Service Yards - \$21.7M

Service Yards CIP



Service Yards Expenditures



Program Highlights

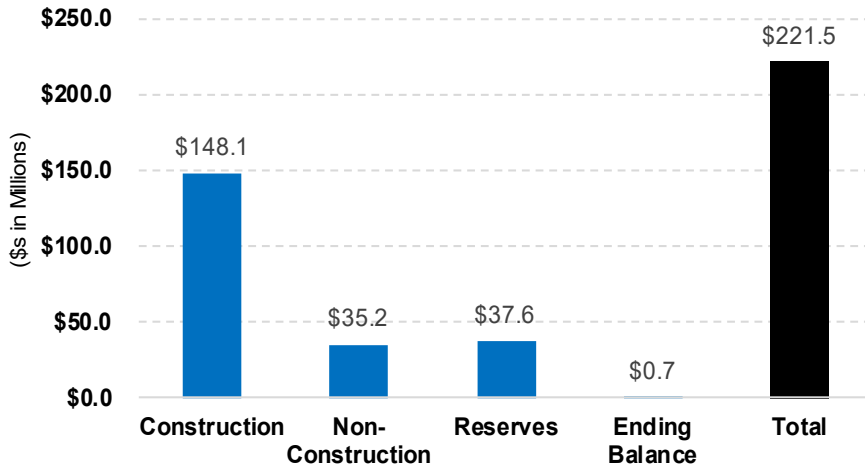
Program Priorities:

- Roof replacement, painting and supplemental needs - \$2.4M CIP
- Service Yards Management - \$2.1M CIP
- Central Service Yard HVAC Replacement - \$0.8M CIP

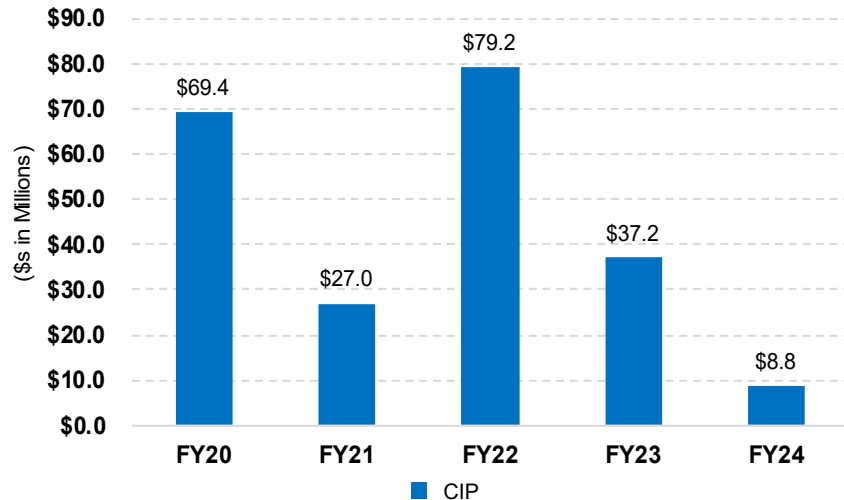
2020-2024 CIP Highlights

Public Safety - \$221.5M

Public Safety CIP



Public Safety Expenditures



Program Highlights

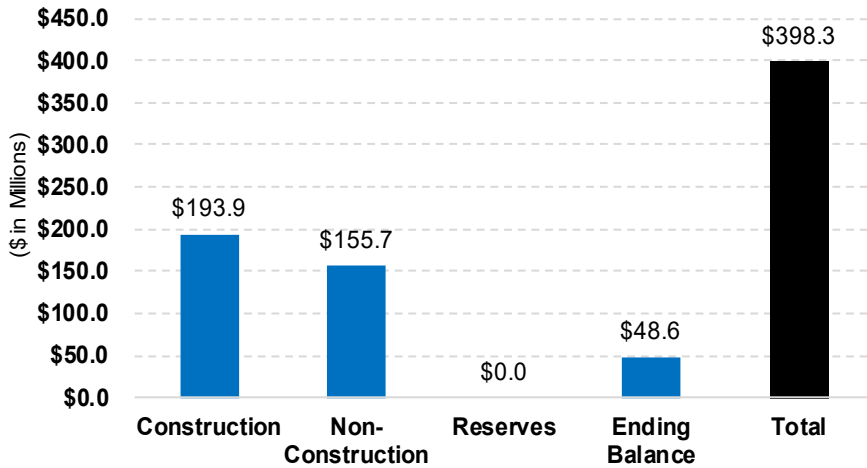
Program Priorities:

- Measure T Projects implementation - \$175.0M CIP
 - Fire Station 37: \$6.7M (\$2.5M in C&C funding)
 - Fire Station 8 Relocation: \$16.5M
 - Fire Station 23 Relocation: \$16.5M
 - New Fire Station 32: \$17.0M
 - New Fire Station 36: \$17.0M
 - Emergency Ops Ctr. Relocation: \$11.5M
 - Police Training Ctr. Relocation: \$45.0M
 - Police Air Support Unit Hangar: \$8.4M
 - Program Reserve (Public Safety): \$36.4M
- Fire Apparatus Replacement - \$25.9M CIP
- Fire Facilities Remediation - \$4.9M CIP
- Personal Protective Equipment - \$1.7M CIP

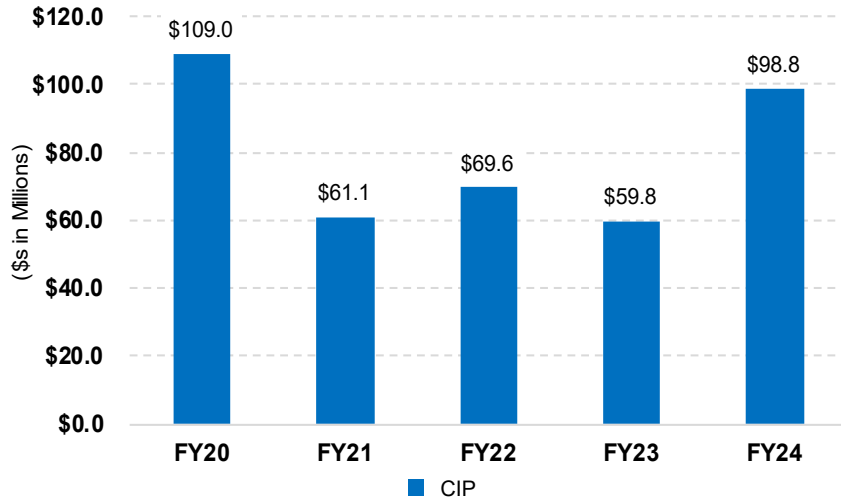
2020-2024 CIP Highlights

Airport - \$398.3M

Airport CIP



Airport Expenditures



Program Highlights

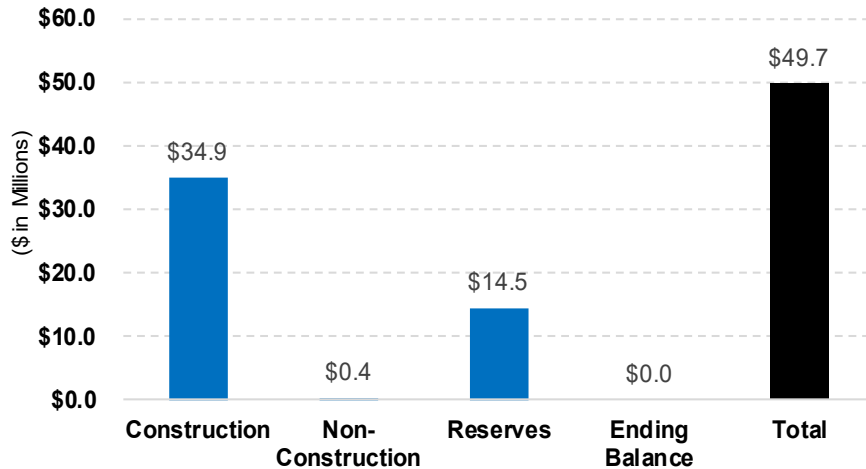
Priorities:

- Airfield Geometric Implementation - \$63.1M CIP
- Economy Lot 1 Parking Garage - \$43.3M CIP
- Aircraft Rescue & Fire Fighting Facility - \$17.5M CIP
- Terminal B Ramp Rehab - \$17.4M CIP
- Terminal A Ramp Rehab - \$14.4M CIP

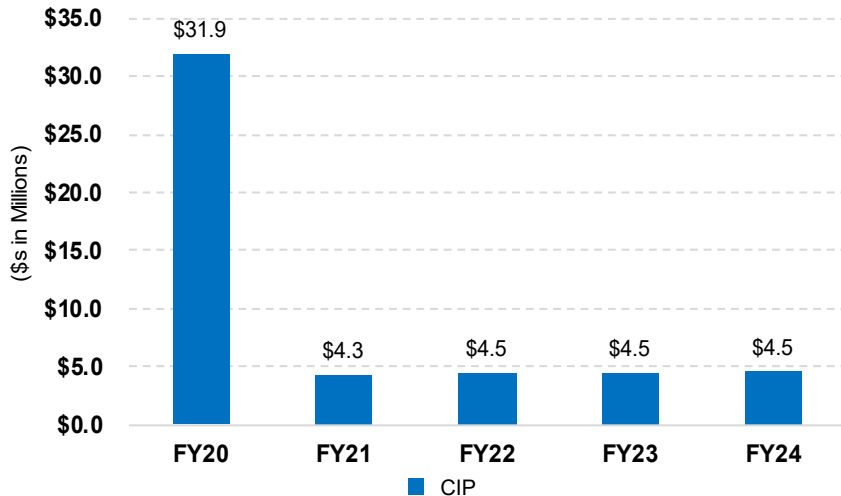
2020-2024 CIP Highlights

Parking - \$49.7M

Parking CIP



Parking Expenditures



Program Highlights

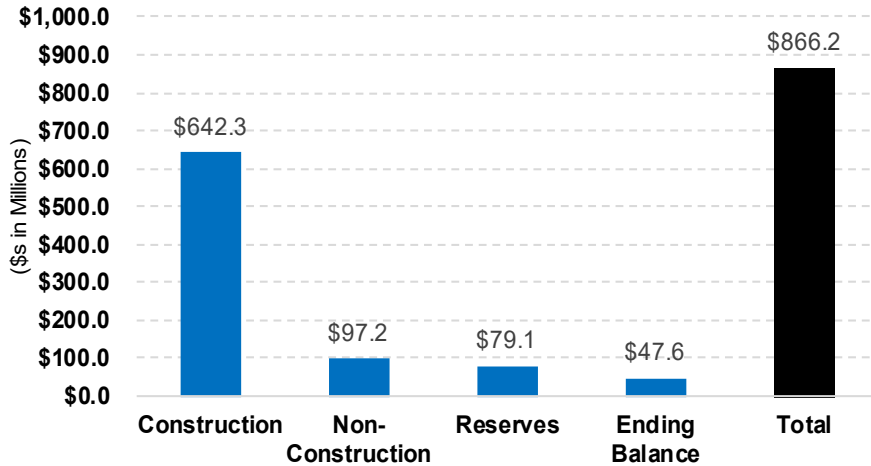
Priorities:

- Greater Downtown Parking Inventory - \$10.0M CIP
- Minor Parking Facility Improvements - \$11.1M CIP
- Garage Elevator Upgrades - \$6.0M CIP
- Garage Façade Improvements - \$1.8M CIP
- Greater Downtown Area Multi-Modal/Streetscape Improvements - \$3.4M CIP

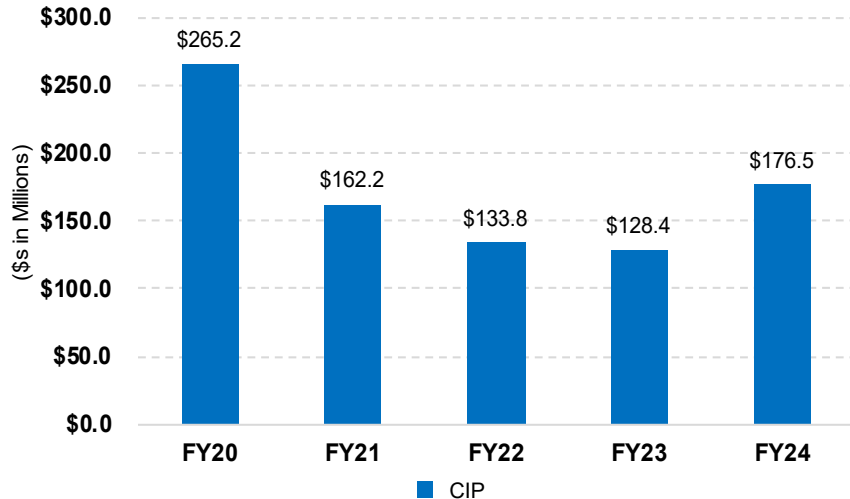
2020-2024 CIP Highlights

Traffic - \$866.2M

Traffic CIP



Traffic Expenditures



Program Highlights

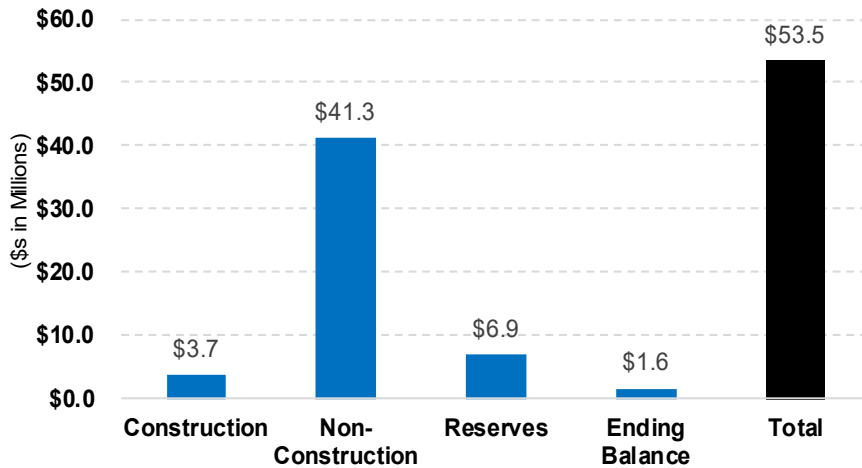
Program Priorities:

- Pavement Maintenance - \$481.8M CIP (w/ Measure T)
- Safety Improvements - \$96.8M CIP
- Measure T - \$220.5M CIP
 - Pavement Maintenance: \$187.5M
 - Bridges: \$20M
 - LED Streetlight Conversion: \$13.0M

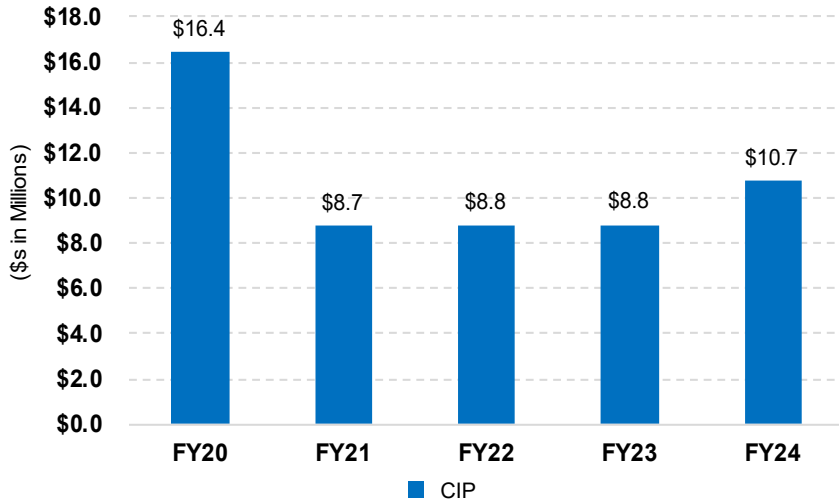
2020-2024 CIP Highlights

Library - \$53.5M

Library CIP



Library Expenditures



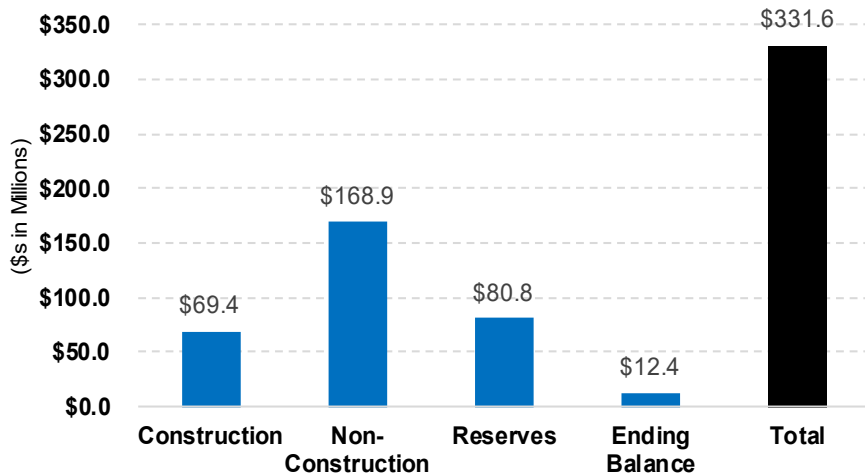
Program Highlights

- Acquisition of Materials - \$27.7M CIP
- Library Bond Program – \$5.9M CIP
 - Alviso Branch Library
 - Biblioteca Branch Library
 - West Valley Branch Library
- Automation Projects and System Maintenance - \$5.3M CIP

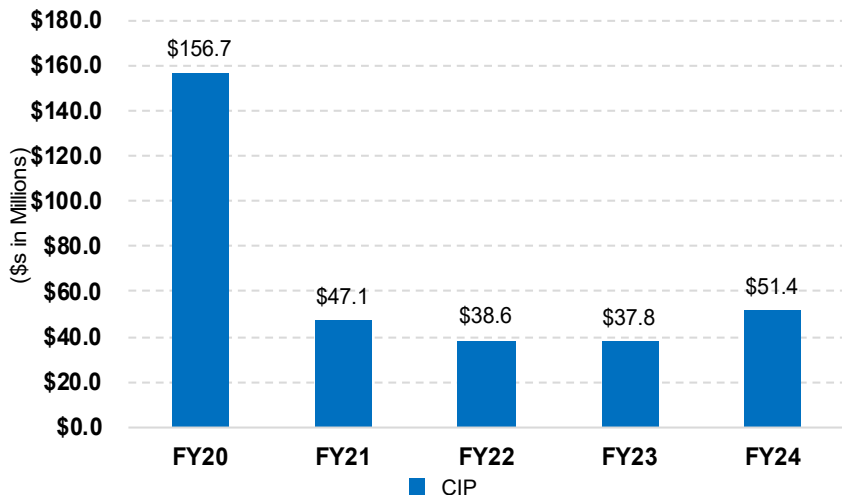
2020-2024 CIP Highlights

Parks & Community Facilities - \$331.6M

Parks and Community Facilities CIP



Parks and Community Facilities Expenditures



Program Highlights

- All Inclusive Playground – Almaden Lake Park (\$1.3M)
- All Inclusive Playground – Emma Prusch (\$3.1M)
- All Inclusive Playground – Rotary Playgarden (\$2.0M)

- Pellier Park (\$3.5M)

- 2017 Flood Projects - \$13.1M CIP

- Bond Projects (\$4.7M)
 - Alum Rock Avenue and 31st St. Park Phase II (\$1.0M)
 - Iris Chang Park (\$0.8M)
 - Hathaway Park Renovation (\$0.9M)

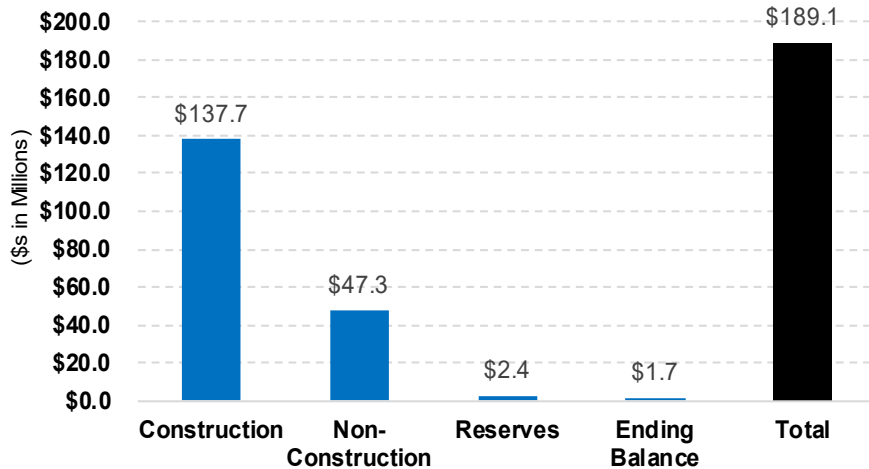
- Coleman Property sale proceeds (\$9.9M Capital Projects)
 - PAL Stadium Artificial Turf Replacement (\$3.0M)
 - Ramac Park Turf Replacement (\$2.0M)
 - Re-Use Facilities Improvements (\$1.0M)
 - Happy Hollow Park and Zoo Improvements (\$0.5M)
 - \$3.6M in Proposed Operating (pest management, capital strike team, and Re-Use program)

- Measure T projects - \$10.5M CIP
 - Community Centers / Emergency Shelters

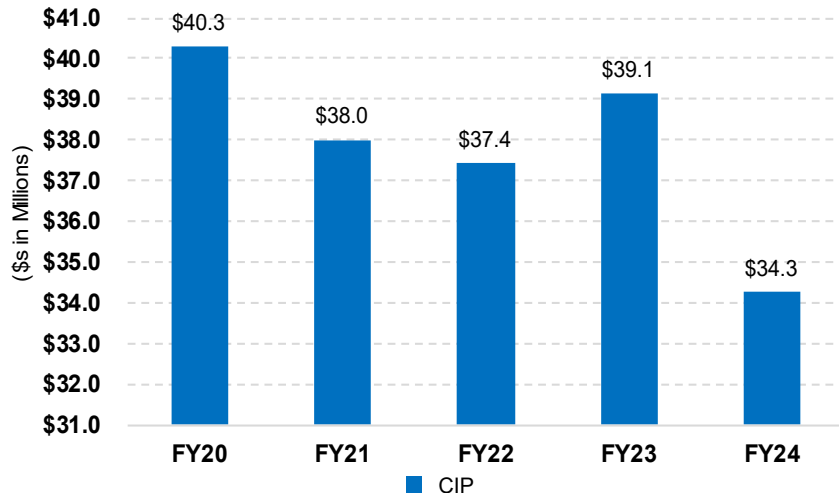
2020-2024 CIP Highlights

Sanitary Sewer System - \$189.1M

Sanitary Sewer System CIP



Sanitary Sewer Expenditures



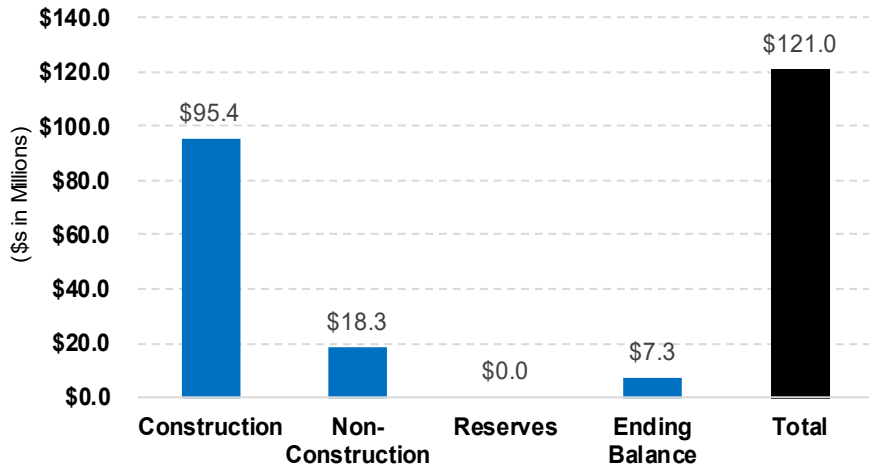
Program Highlights

- Cast Iron Pipe - Remove and Replace – \$25.0M CIP
- Condition Assessment Sewer Repairs – \$30.0M CIP
- Immediate Replacement/Diversion Projects – \$28.5M CIP
- Urgent Rehabilitation and Repair Projects – \$33.0M CIP
- Infrastructure Sanitary Sewer Condition Assessment – \$15.0M CIP
- Master Planning Updates – \$8.9M CIP
- Fourth Major Interceptor, Phase VIIA – \$5.5M CIP

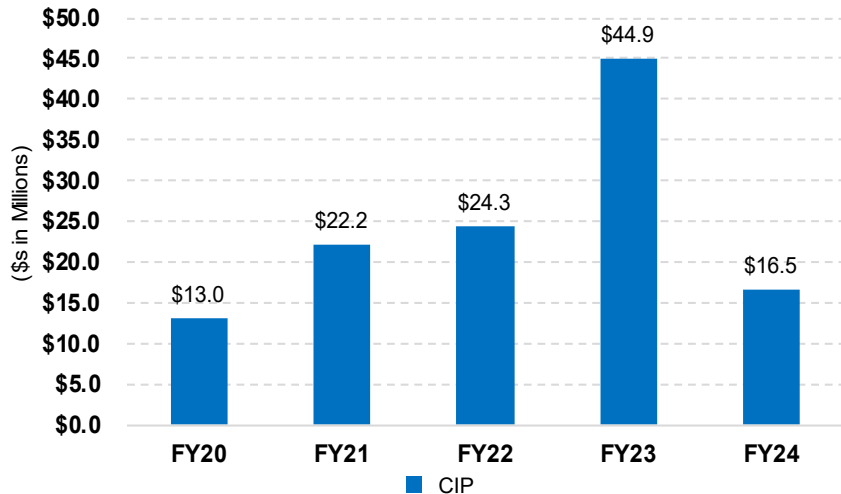
2020-2024 CIP Highlights

Storm Sewer System - \$121.0M

Storm Sewer System CIP



Storm Sewer System Expenditures



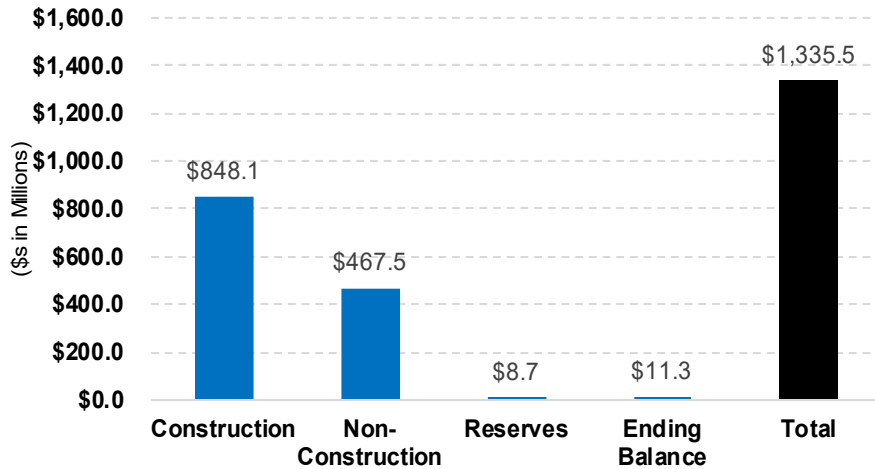
Program Highlights

- Measure T designated projects – \$60M CIP
 - Projected \$35M for Charcot Storm Pump Station
 - Projected \$25M for Clean Water Projects
- Storm Sewer Master Plan – \$6.6M CIP
- Stockton-Cinnabar/Taylor Storm Drain System - \$15.0M CIP
- Storm Pump Station Rehab and Replacement - \$7.5M CIP
- Citywide Outfall Improvements - \$4.9M CIP

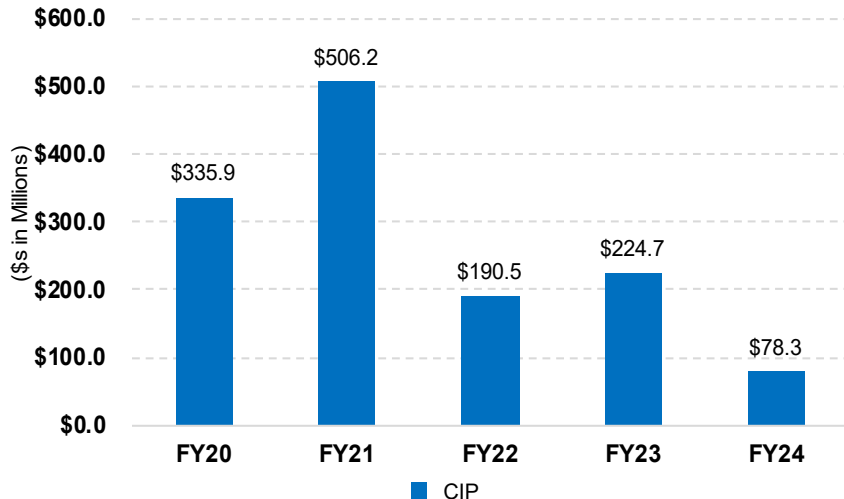
2020-2024 CIP Highlights

Water Pollution Control - \$1.3B

Water Pollution Control CIP



Water Pollution Control Expenditures



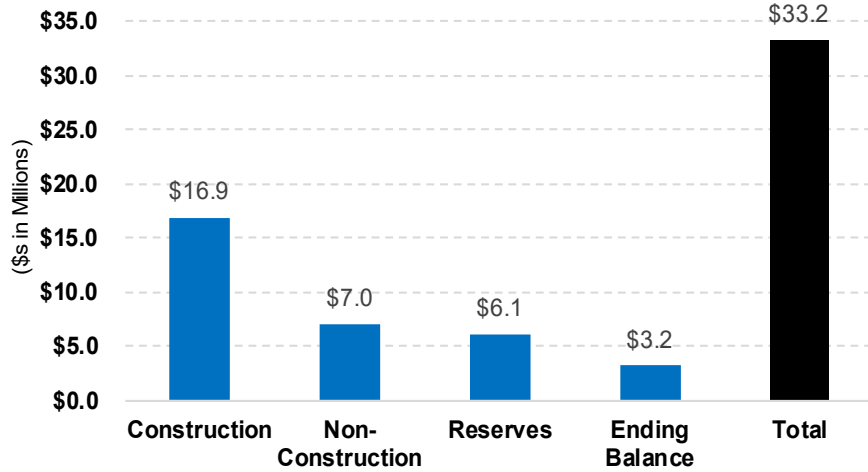
Program Highlights

- New Headworks – \$133.9M CIP (primarily FY20)
- Digested Sludge Dewatering Facility – \$110.9M CIP (primarily FY21)
- East Primary Rehabilitation, Seismic Retrofit, and Odor Control – \$106.8M (primarily FY22)
- Yard Piping and Road Improvements – \$96.0M CIP
- Aeration Tanks and Blower Rehabilitation – \$65.6M CIP
- Debt Service Repayment – \$390.1M CIP (primarily FY21)

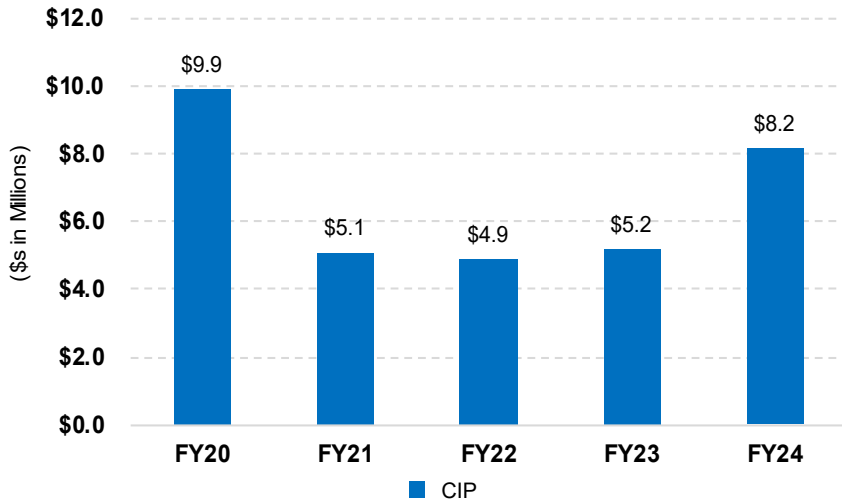
2020-2024 CIP Highlights

Water Utility System - \$33.2M

Water Utility System CIP



Water Utility System Expenditures



Program Highlights

Program Priorities:


- Annual Water Main Replacement - \$9.3M CIP
- Infrastructure Improvements - \$4.2M CIP
- System Maintenance/Repairs - \$3.8M CIP

Questions

For Additional Information:

**2019-2020 Proposed Capital Budget
2020-2024 Capital Improvement Program**

<http://www.sanjoseca.gov/index.aspx?nid=6339>



XO

Laura Kimpton with Jeff Schomberg

23