





**H.T. HARVEY & ASSOCIATES**  
**ECOLOGICAL CONSULTANTS**

**South Bay Marshes:  
 Segment Classifications & Locations**

File No. 477-22      Date 10/29/99      Figure 2

**LEGEND**

 Lower reach segments	 Upper reach segments
 Transition segments	 Alviso slough segments (Reference area)

1 mile      0      1 mile  
 approximate scale in miles

