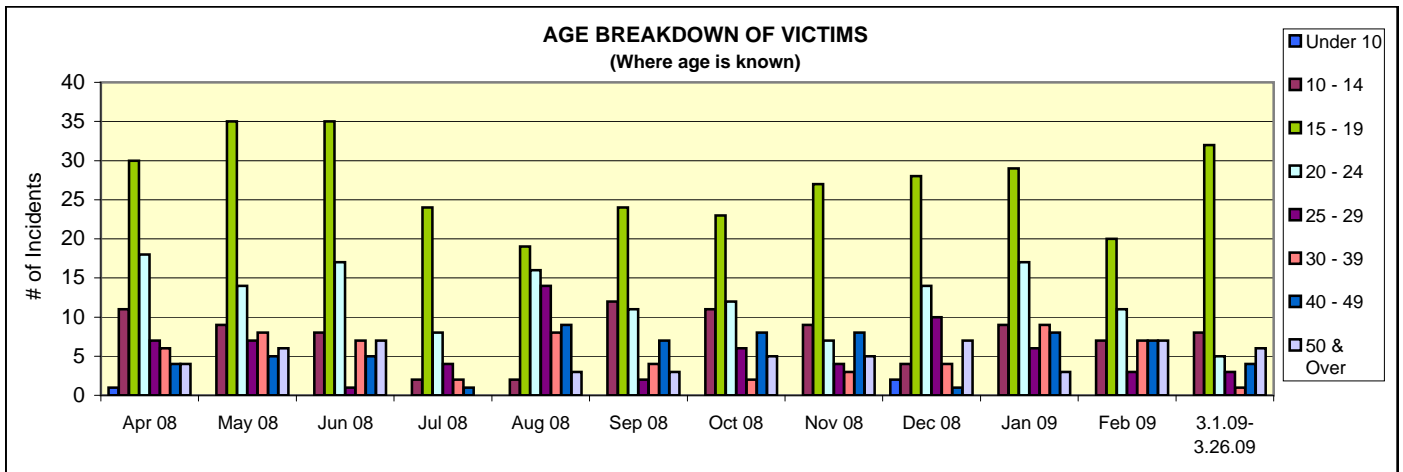
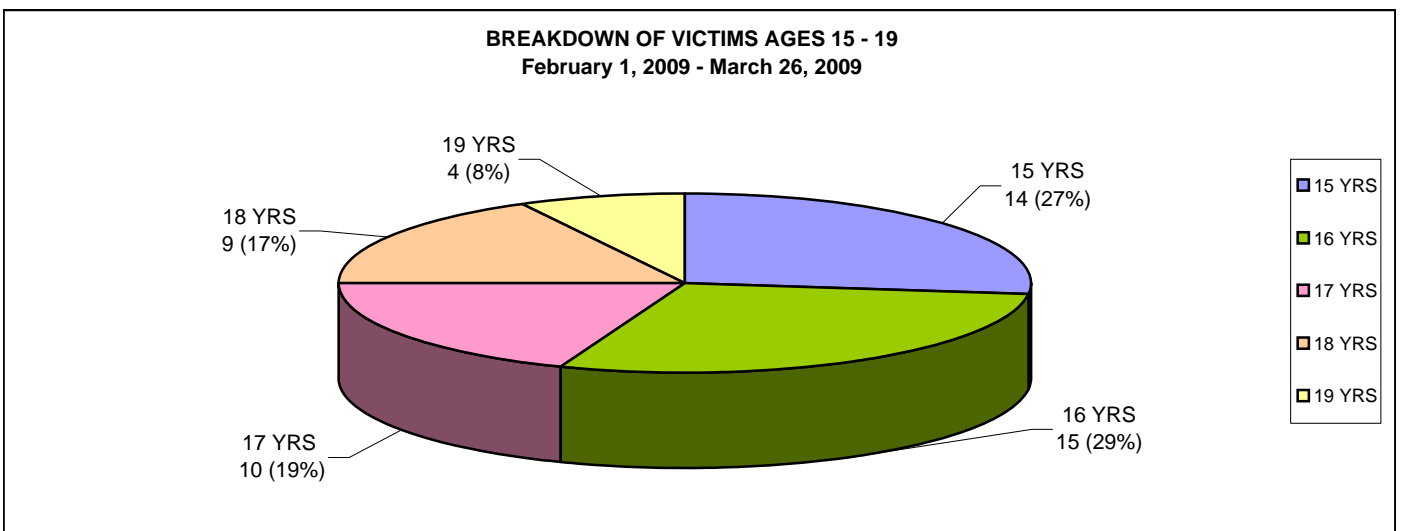


**GANG RELATED INCIDENTS
AGE BREAKDOWN OF VICTIMS
April 1, 2008 - March 26, 2009**

VICTIM BREAKDOWN													
Age Range	Apr 08	May 08	Jun 08	Jul 08	Aug 08	Sep 08	Oct 08	Nov 08	Dec 08	Jan 09	Feb 09	3.1.09-3.26.09	Grand Total
Under 10	1								2				3
10 - 14	11	9	8	2	2	12	11	9	4	9	7	8	92
15 - 19	30	35	35	24	19	24	23	27	28	29	20	32	326
20 - 24	18	14	17	8	16	11	12	7	14	17	11	5	150
25 - 29	7	7	1	4	14	2	6	4	10	6	3	3	67
30 - 39	6	8	7	2	8	4	2	3	4	9	7	1	61
40 - 49	4	5	5	1	9	7	8	8	1	8	7	4	67
50 & Over	4	6	7		3	3	5	5	7	3	7	6	56
UNK	5	6	5	1	3	8	5	8	11	4	8	2	66
TOTAL	86	90	85	42	74	71	72	71	81	85	70	61	888



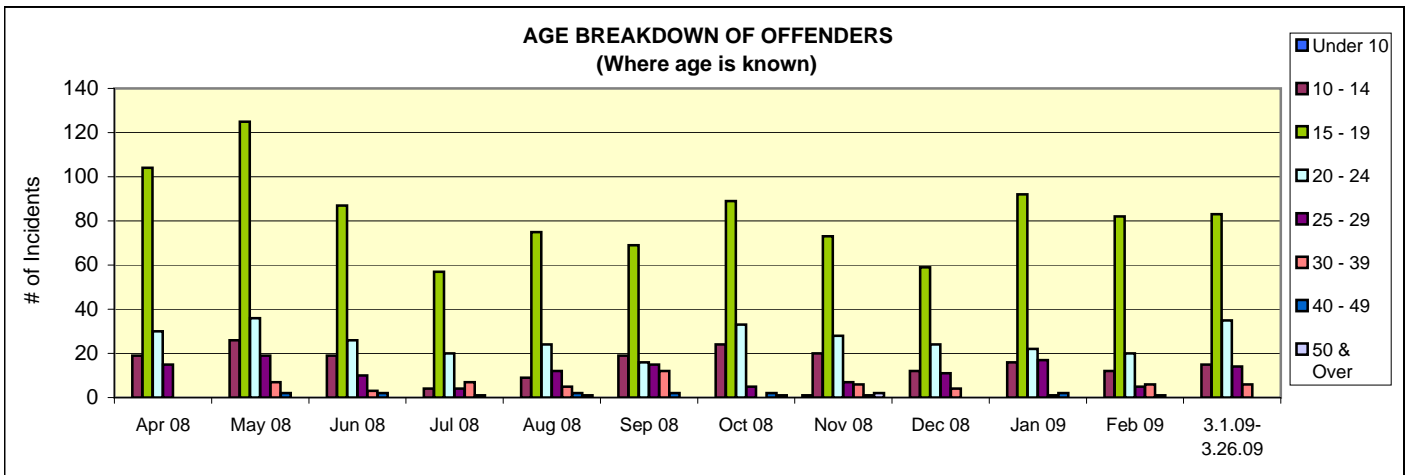
BREAKDOWN OF VICTIM AGE RANGE 15 - 19													
Age	Apr 08	May 08	Jun 07	Jul 08	Aug 08	Sep 08	Oct 08	Nov 08	Dec 08	Jan 09	Feb 09	3.1.09-3.26.09	Grand Total
15	14	9	6	9	3	4	3	8	11	3	4	10	84
16	4	11	4	5	5	7	6	5	4	10	8	7	76
17	1	7	9	4	5	7	8	5	4	9	3	7	69
18	7	5	8	4	3	1	3	3	6	5	2	7	54
19	4	3	8	2	3	5	3	6	3	2	3	1	43
TOTAL	30	35	35	24	19	24	23	27	28	29	20	32	326



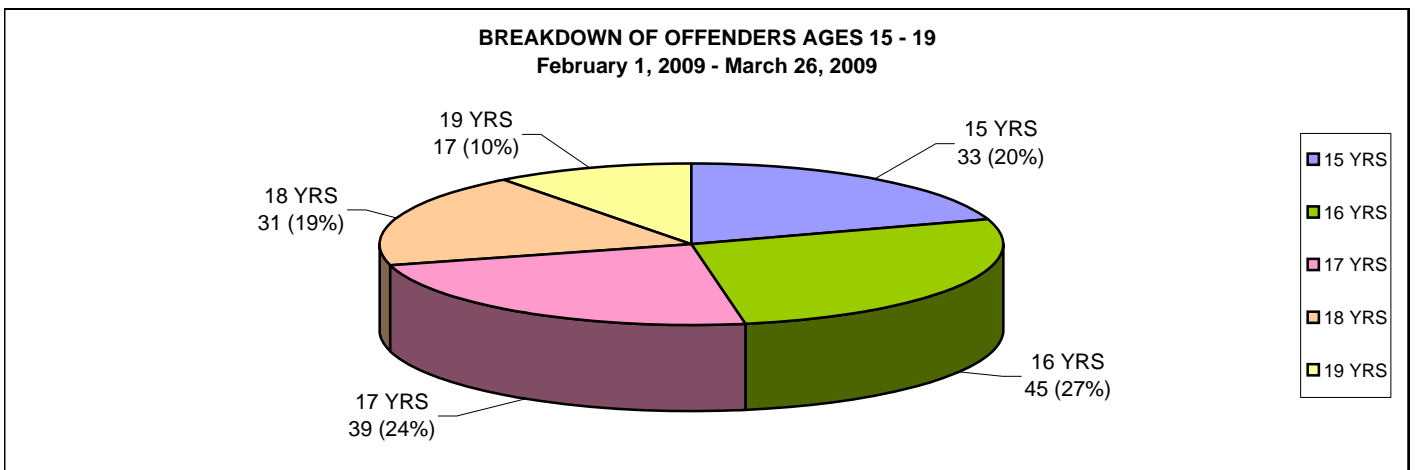
Note: One case may have multiple offenders. Conversely, a case may not have a victim as both parties were arrested/ cited or victim is a business.

**GANG RELATED INCIDENTS
AGE BREAKDOWN OF OFFENDERS
April 1, 2008 - March 26, 2009**

OFFENDER BREAKDOWN													
Age Range	Apr 08	May 08	Jun 08	Jul 08	Aug 08	Sep 08	Oct 08	Nov 08	Dec 08	Jan 09	Feb 09	3.1.09-3.26.09	Grand Total
Under 10								1					1
10 - 14	19	26	19	4	9	19	24	20	12	16	12	15	195
15 - 19	104	125	87	57	75	69	89	73	59	92	82	83	995
20 - 24	30	36	26	20	24	16	33	28	24	22	20	35	314
25 - 29	15	19	10	4	12	15	5	7	11	17	5	14	134
30 - 39		7	3	7	5	12		6	4	1	6	6	57
40 - 49		2	2	1	2	2		1		2	1		15
50 & Over					1		1	2					4
UNK	21	39	10	20	30	19	20	24	14	25	18	9	249
TOTAL	189	254	157	113	158	152	174	162	124	175	144	162	1964



BREAKDOWN OF OFFENDER AGE RANGE 15 - 19													
Age	Apr 08	May 08	Jun 08	Jul 08	Aug 08	Sep 08	Oct 08	Nov 08	Dec 08	Jan 09	Feb 09	3.1.09-3.26.09	Grand Total
15	16	20	7	14	11	16	10	10	14	9	18	15	160
16	20	34	26	11	11	24	23	16	9	20	24	21	239
17	27	25	15	13	21	12	24	17	10	27	22	17	230
18	23	23	22	12	10	6	23	10	13	17	10	21	190
19	18	23	17	7	22	11	9	20	13	19	8	9	176
TOTAL	104	125	87	57	75	69	89	73	59	92	82	83	995



Note: One case may have multiple offenders. Conversely, a case may not have a victim as both parties were arrested/ cited or victim is a business.