


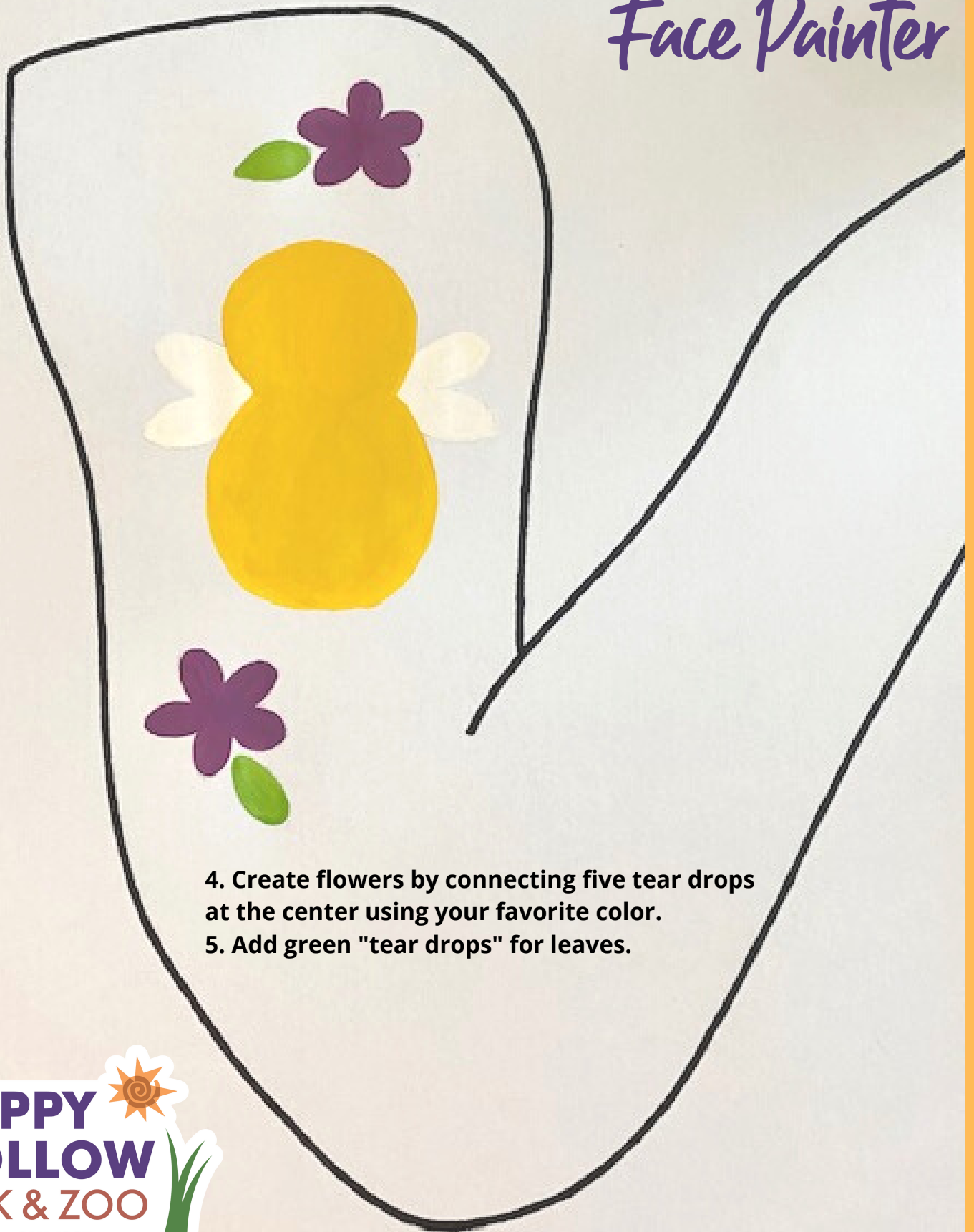
# MAKE A BEE WITH A

*Face Painter*




1. Using yellow or orange, make a medium circle to create the body of the bee.
2. With the same color, create a slightly smaller circle for the head.
3. Add two white teardrops using for the wings on each side.

# MAKE A BEE WITH A *Face Painter*




4. Create flowers by connecting five tear drops at the center using your favorite color.
5. Add green "tear drops" for leaves.

# MAKE A BEE WITH A *Face Painter*



6. Next, outline the  
bee's body and  
wings in black.

# MAKE A BEE WITH A *Face Painter*



7. Add two lines on the top of the head to make antenna.
8. Add a thin triangle on the very bottom of the body to make a stinger.
9. With an "up and down" motion, add black stripes on the body.

# MAKE A BEE WITH A

*Face Painter*



**HAPPY  
HOLLOW**  
PARK & ZOO

SAN JOSE

PARKS, RECREATION &  
NEIGHBORHOOD SERVICES

*Great job!*