

CITY OF SAN JOSE

2025-2026 PROPOSED OPERATING BUDGET

SAN JOSE AT A GLANCE

STRATEGIC LOCATION

Situated between the Diablo and Santa Cruz mountain ranges, San José encompasses approximately 181 square miles at the southern tip of the San Francisco Bay. San José's central location between San Francisco to the north and Monterey/Carmel to the south makes the "Capital of Silicon Valley" a gateway to adventures throughout California.

With a population of roughly one million, San José is the 13th largest city in the nation.¹ Roughly 1.9 million people reside in Santa Clara County, of which San José is the county seat.

HISTORY

In November 1777, El Pueblo San José de Guadalupe became the first civil settlement in California. The settlement was mostly occupied by the Ohlone Indians along the Guadalupe River and Spanish settlers. At that time, San José was a farming community cultivating a number of different crops, which served the military communities in San Francisco and Monterey. In 1850, San José became the first capital of California, but this honor remained for only two years due to flooding in downtown and the lack of hotel capacity. Furthering San José's difficulties, the city was plagued by floods, earthquakes, and fires in the early 1900s. However, over the next century, San José experienced one of the most significant economic changes in California history, transforming from an agricultural community to what is known today as the "Capital of Silicon Valley."



QUALITY OF LIFE

San José's quality of life is unsurpassed. With an average of 300 days of sunshine per year and temperature averages varying from 50 degrees in January to 70 degrees in July, those living and working in San José can enjoy the city's many attractions, cultural and performing arts, sports and recreation opportunities, and year-round festivals and celebrations. In 2024, San José was rated by *Forbes* as the number one location for small businesses in the United States and the number one California city for quality of life by U.S. News World News & Report in 2024.

CULTURAL AND ETHNIC DIVERSITY

Diversity is a hallmark of San José; a city proud of the cultural and ethnic diversity of its population and workforce and the rich cultural identity of its many neighborhoods. City residents speak more than 50 different languages. A full 41% of San José residents were born in a country outside the US and over 58% of residents speak a language other than English at **home**. Japantown is a popular tourist stop and a cornerstone neighborhood full of tradition.

¹ Source: U.S. Census Bureau, Population Division, Annual Estimates of the Resident Population for Incorporated Places of 20,000 or More, Ranked by July 1, 2023 Population

CITY OF SAN JOSE

2025-2026 PROPOSED OPERATING BUDGET


SAN JOSE AT A GLANCE

CULTURAL AND ETHNIC DIVERSITY

Little Saigon is a haven of Vietnamese-owned and operated businesses where customers and tourists can experience unique shopping experiences and diverse restaurants. Biblioteca Latinoamericana, one of the City's innovative library branches, boasts one of the largest collections of Spanish language materials in northern California. The city hosts many cultural festivals and numerous ethnic chambers of commerce are active in the community. According to the United States Census Bureau as of July 2024, San José residents are 38.6% Asian, 31.0% Hispanic, 23.2% White, 2.9% African American, and 4.3% other/two or more races.



EDUCATION



With more than 300 public and private schools in 21 school districts in San José, families have a range of educational choices. The County Office of Education provides a support system for students, parents, school districts, community agencies, and businesses. Innovative programs in local school districts include a nationally acclaimed performing arts magnet and concentrations in aerospace, international studies, math and science, and radio and television. The Metro Education District focuses entirely on career technical education and adult education. Higher education facilities in and around San José are distinguished. San José State University (SJSU) is California's oldest public university, founded in 1857. It offers strong programs in business, information technology, journalism, mass communications, and engineering and was ranked as the #3 top public school, the #4 regional university in the west, and the #11 best value school in the country in 2025 according to U.S. News & World Report. In addition, the collaboration between SJSU and the City of San José to construct and operate the Dr. Martin Luther King, Jr. Library (King Library), the first joint City/University library, earned the prestigious national title of Gale/Library Journal 2004 Library of the Year. The King Library also received the National Medal for Museum and Library Service from the Institute of Museum and Library Services in 2011.

Seven community colleges serve the County of Santa Clara, including two in San José – San José City College and Evergreen Valley College – which are part of the San José Evergreen Community College District. The two colleges educate more than 20,000 students each semester so that they can transfer to universities, enter the workforce, or embark on a path of lifelong learning. They offer a variety of Associate Degree and work-ready certificate programs. The district's Community College Center for Economic Mobility is a training partner that works with many corporations to develop and maintain a vital South Bay economy. The Center for Employment Training also fills the need for basic skills and job training.

San José also benefits from its proximity to major research universities and institutions. Stanford University, University of California at Berkeley, Santa Clara University, University of California at San Francisco, and University of California Santa Cruz are within a 45-minute to one-hour drive. These universities produce discoveries that drive innovation and startup creation.

CITY OF SAN JOSE

2025-2026 PROPOSED OPERATING BUDGET

SAN JOSE AT A GLANCE

ECONOMIC DIVERSITY

Perhaps more important than rankings and statistics, the term “Capital of Silicon Valley” describes not only a city and geographic region, but also a culture, an entrepreneurial energy, a spirit of innovation, and a symbol of opportunity. Investment in new industries such as electric vehicles, artificial intelligence (AI), and data centers are occurring in San José. San José’s well-established semiconductor industry also continues to thrive with advancements in AI. San José attracts talent, with 47% of all residents aged over 25 educated to a bachelor’s degree level or above. While San José and the greater Silicon Valley are largely associated with the technology industry, the city’s business profile is diverse and healthy. San José is home to approximately 60,000 businesses employing a total of 415,000 workers in sectors ranging from advanced manufacturing to healthcare to **software**. Commercial, retail, industrial, professional, and service businesses all thrive in San José. Today, San José is the largest generator of sales tax in the Bay Area.

INTERNATIONAL

On the international front, San José attracts significant foreign investment from throughout the globe, particularly in information technology industrial sectors. San José is also a leading city in exporting goods and services. The City is the grantee of Foreign Trade Zone 18 which was established in 1974 and is administered by the Office of Economic Development and Cultural Affairs. This federal program enhances the global competitiveness of companies operating in the United States. A Foreign Trade Zone is a site that allows for federal duties to be delayed, reduced, or eliminated, which results in operational efficiencies and reduced costs for businesses involved with imports and exports.

TOURISM



Residents and visitors enjoy the city’s many attractions year-round: museums, parks, sports, multicultural festivals, theme parks, shopping, and, of course, great hotels and restaurants. Attractions include the Tech Interactive, San José Museum of Art, CaliBunga Waterpark, Happy Hollow Park & Zoo, Japanese Friendship Garden, Winchester Mystery House, and Children’s Discovery Museum of San José.

SPORTS

Several professional sports teams call San José home: the Sharks, National Hockey League; the Earthquakes, Major League Soccer; the Barracuda, Minor League Hockey; San José Giants, Minor League Baseball; and Bay FC, San Jose’s new National Women’s Soccer League team that plays at PayPal Park. The city also has a state-of-the-art community ice center, golf courses, and parklands, including over 64 miles of beautiful walking and biking trails.

CITY OF SAN JOSE

2025-2026 PROPOSED OPERATING BUDGET

SAN JOSE AT A GLANCE

TRANSPORTATION

San José/Silicon Valley has the following mass transportation options:

- The San José Mineta International Airport (SJC), located within minutes of downtown, served 11.9 million passengers in fiscal year 2023-2024 and is estimated to serve 11.3 million passengers in fiscal year 2024-2025. As of June 30, 2024, there were 10 major passenger airlines operating service to 41 nonstop domestic and international destinations at SJC.
- The Santa Clara Valley Transportation Authority (VTA) carried an estimated total of 28.6 million passenger trips in 2024 on its bus and light rail system.
- Caltrain, a commuter rail service with 31 stations, runs from Gilroy through San José and north to San Francisco. The average weekday ridership increased 49% from 20,103 in February 2024 to 30,077 in February 2025. Weekend ridership has also increased by 90.5% compared to February 2024. Caltrain introduced a new service schedule in January 2025 following the completion of the Electrification Project, which modernized the 160-year-old rail corridor and replaced the diesel trains with high-performance electric trains, offering faster transit times and more frequent service. Caltrain also introduced a \$1 Youth Fare (18 and under) that is available for purchase on the mobile app, at the Caltrain station ticket machine or using a Youth Clipper Card.
- Bay Area Rapid Transit (BART) and California High-Speed Rail both have planned routes to Diridon Station in San José. Phase II of BART's six-mile extension from Berryessa Station to Santa Clara Station was environmentally approved on April 5, 2018. Construction activities for phase II of the BART extension started summer of 2024 and is expected to be completed 2037. The California High-Speed Rail project (San José to Merced segment) was environmentally approved in April 2022. Final design and construction will begin when funding becomes available.



CITY OF SAN JOSE 2025-2026 PROPOSED OPERATING BUDGET

SAN JOSE AT A GLANCE

Basic City Facts

Founded: 1777; California’s first civilian settlement

Incorporated: March 27, 1850; California’s first incorporated City, and site of the first State capital

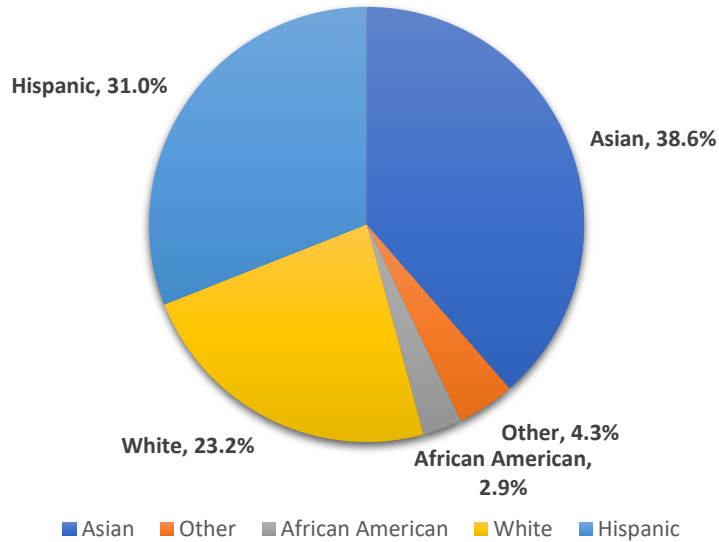
General Data

Population ⁴	969,491
Registered Voters ⁵	550,085
Median Household Income ⁶	\$141,565
Miles of Streets	2,519
Miles of Alleys	2.58
Area of City (square miles)	180.7
Land Use: ⁷	
Single-Family	27%
Two-Family	1%
Multi-Family	4%
Mixed-Use ⁸	2%
Mobile Home	1%
Commercial	3%
Industrial	10%
Public/Quasi-Public	2%
Airports	1%
Schools	2%
Parks/Open Space	22%
Roadways	21%
Downtown	0.25%
Other	2%



Demographics

Breakdown of Race/Ethnicities⁹



⁴ State of California, Department of Finance, E-1 Population Estimates for Cities, Counties, and the State, January 1, 2023 and 2024 (Released May 2024)

⁵ Santa Clara County Registrar of Voters as of July 24, 2024

⁶ U.S. Census Bureau, American Community Survey (ACS), 2018-2022 5-Year Estimates

⁷ Area calculated based on existing zoning designations, where applicable.

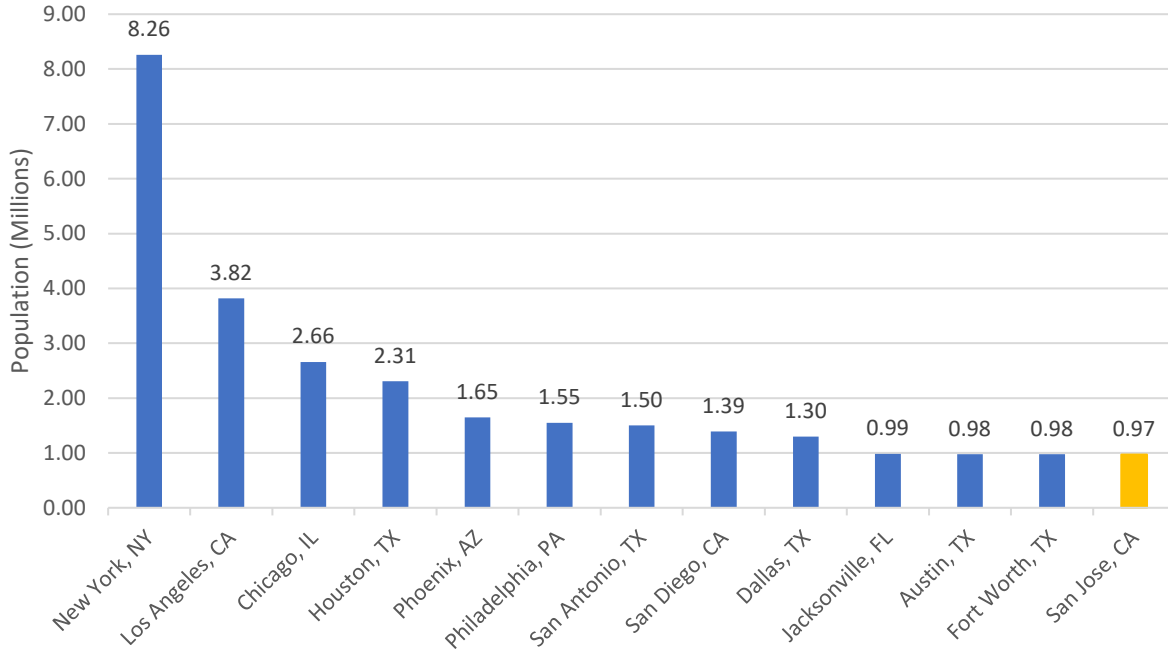
⁸ High Density Multi-Family Residential with Residential-Commercial Mixed Use

⁹ U.S. Census Bureau, Population Estimates Program (PEP) as of July 1, 2023

CITY OF SAN JOSE 2025-2026 PROPOSED OPERATING BUDGET

SAN JOSE AT A GLANCE

Population of Largest U.S. Cities Compared to San Jose*



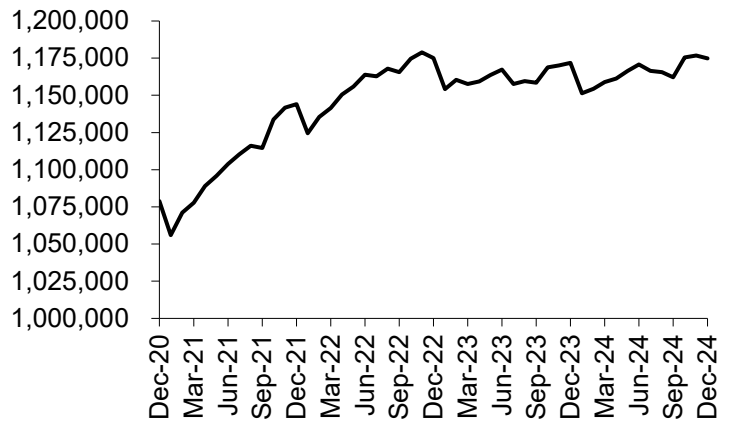
U.S. Source: Census Bureau, Population Division, Annual Estimates of the Resident Population for Incorporated Places of 20,000 or More, Ranked by July 1, 2023 Population (Released May 2024)

* San Jose is ranked the 13th largest U.S. City as of July 1, 2023, after Fort Worth, Texas with 0.97 million people

Major Employers¹⁰

<u>Company</u>	<u>Number of Employees</u>
County of Santa Clara	24,000
Cisco Systems	7,500
City of San José**	6,998
Kaiser Permanente	4,400
San José State University	4,300
Broadcom	3,206
Second Harvest of Silicon Valley	3,004
Paypal, Inc.	2,748
Adobe Systems, Inc.	2,604
Target Stores	2,460
Super Micro Computer	2,422
eBay	2,364
Western Digital	2,221
IBM	1,854
Good Samaritan Hospital	1,850
AMD (previously Xilinx)	1,777
Eastside School District	1,745
Safeway	1,604
Cadence Design Systems	1,306
TikTok	1,001

San José Employment - MSA¹¹



¹⁰ City of San José, Office of Economic Development and Cultural Affairs Estimates as of April 2024. The information was gathered on an informal basis from sources believed to be reliable. The City can provide no assurances as to the accuracy or completeness of the information shown.

¹¹ Source: U.S. Census Bureau, California Employment Development Department

** 2025-2026 Proposed Operating Budget

CITY OF SAN JOSE
2025-2026 PROPOSED OPERATING BUDGET
SAN JOSE AT A GLANCE

Airport*

Approx. Acres	1,124
Terminals	2
Runways	2
Hours of Operation	24
Flights in 2024-2025:	
Commercial Airline Operations	105,836
Cargo Commercial Airlines Operations	1,045
General Aviation	52,996
Military Flights	84
Landings per Day in 2024-2025 (estimated):	
Commercial	145
General Aviation	73
Number of Passengers in 2024-2025 (estimated):	11.3 Million
Public Parking Spaces:	
Hourly Parking/Daily Parking	2,966
Economy Parking	2,458
Services:	
Passenger Airlines	10
All-Cargo Airlines	2
General Aviation Based Aircraft	152



Environment and Utilities*

Miles of Municipal Sanitary Sewer Mains	2,039
Number of Water Pollution Control Plants ¹²	1
Number of Square Miles the Sanitary Sewer System Spans	180.7
Gallons of Wastewater the Plant has the Capacity to Treat Per Day	167 Million
Gallons of Wastewater Treated Per Day	106.5 Million
Number of Municipal Water Systems ¹³	1
Water Services in Municipal Water Service Area	27,000
Miles of Water Mains	348
Gallons of Potable Municipal Water Delivered	4.7 Billion
Gallons of Recycled Municipal Water Delivered	1.2 Billion
2024-2025 Recycled Materials:	
Tons of Paper	34,651.8
Tons of Glass	20,430.5
Tons of Cardboard	10,978.7
Tons of Metals	4,130.8
Tons of Plastics	7,253.3
Tons of Other Materials	731.5
Total Tons of Recyclables	80,176.6



* Current Counts or 2024-2025 Year-End Estimates

¹² Serving the San José, Santa Clara, Milpitas, Campbell, Cupertino, Los Gatos, Saratoga, and Monte Sereno areas.

¹³ Serving the Evergreen, North San José, Alviso, Edenvale, and Coyote Valley areas. Other areas served by private water companies.

CITY OF SAN JOSE
2025-2026 PROPOSED OPERATING BUDGET
SAN JOSE AT A GLANCE

Environment and Utilities*

2024-2025 Recycled Materials	
Multi-Family Dwelling Tons Composted	43,671.6
Single Family Dwelling Tons Composted	77,458.1
Tons of Yard Trimmings	125,047.8
Tons of Used Motor Oil	173.8
Tons of Used Oil Filters	3.3

Fire*

Fire Stations	33
Companies	44
Rescue Medics	3
Equipment	
Engines:	
Front Line	33
Relief	18
Trucks:	
Front Line	9
Relief	5
Brush Patrol Apparatus:	
Front Line	7
Relief	6
Aircraft Rescue and Firefighting Apparatus:	
Front Line	2
Relief	1
Urban Search/Rescue and Hazmat Apparatus:	
Front Line	3
Auxiliary Apparatus	95
Emergency Medical Calls	70,000
Fire Safety Code Inspections	17,900
Fires	5,000



Libraries*

Number of Outlets:	
Main Library	1
Branches	24
Physical Items Checked Out (Circulation)	6,096,900
Electronic Resources Checked Out (Circulation)	2,000,000
Books (Inventory)	1,660,000
Audio Visual Materials (Inventory)	250,000



*Current Counts or 2024-2025 Year-End Estimates

CITY OF SAN JOSE
2025-2026 PROPOSED OPERATING BUDGET
SAN JOSE AT A GLANCE

Parking*

Parking Meters	2,504
City Parking Lots (1,057 total spaces)	6
City Parking Garages (6,162 total spaces)	8

Parks, Recreation and Neighborhood Services*

Park Sites	221
Basketball Hoops	167
Bocce Ball Courts	21
Exercise Courses	47
Handball Courts	11
Horseshoe Pits	52
Lawn Bowling Greens	1
Volleyball Courts	18
Skate Parks	7
Bike Parks	2
Multi-Use Fields	110
Swimming Pools	6
Tennis Courts	84
Pickleball Courts	58
Park Acreage ¹⁴	3,627
Playgrounds	301
City-Operated Community Centers	12
Neighborhood Center Partner Program Operated Sites	25
Public Golf Courses	3
Gymnasiums	9
Fitness Rooms	7
Youth Centers	11
Walking and Biking Trails (miles)	66.9
Total Participation in Recreation Programs at Community Centers	839,092
Total Participation in Recreation Programs at Neighborhood Center Partners Program (formerly Re-Use Centers)	15,224



Police*

Police Stations	1
Police Marked Vehicles	329
Motorcycles	51
Dogs ¹⁵	17
Aircraft:	
Helicopter	1
Fixed Wing	0
Number of Emergency Calls Received	620,000
Number of Non-Emergency Calls Received	410,000
Cases Assigned Per Year	32,000



*Current Counts or 2024-2025 Year-End Estimates

¹⁴ Data represents City services (excludes school data)

¹⁵ Out of 17 dogs, two (2) are designated as therapy dogs — one assigned to the Communications Unit and the other to the Wellness & Employee Support Team (WEST).