

CITY OF SAN JOSE

2025-2026 PROPOSED OPERATING BUDGET

OPERATING BUDGET GUIDE

The Operating Budget document includes the **City Manager’s Budget Message**, outlining major policy issues and changes to City programs, including the General Fund Balancing Strategy Detail, status of Mayor and City Council referrals, and status of City Auditor recommendations with funding impact. The **Community Profile** section includes the roster of elected officials, as well as a listing of State and local legislative highlights. The **Budget Guide** section provides a flow chart of the City of San José’s annual budget process; City organization charts by City Service Area, Function, and Department/Core Service/Program; this operating budget guide; a list of boards, commissions, and committees; fund descriptions; a glossary of terms; and an acronyms index. **Summary Information** of expected revenues, expenditures and staffing is then presented, along with comparative five-year **History and Trend** information on revenues, expenditures, and staffing for the Adopted Budget. The **Budget Policies and Practices** section includes budgeting policies, a City Service Area policy framework, significant accounting practices, and information regarding debt service obligations. The **General Fund Revenue Estimates** section contains assumptions used in budget development, as well as descriptions of major General Fund revenue sources. The remaining Operating Budget document is organized by the following sections as discussed below.

City Service Areas (CSAs) align services provided in individual departments into the City’s six key lines of business as viewed from the community’s perspective. A collection of core services from various partner departments, CSAs show the results of the collaboration among the departments at a higher organizational level:

- Community and Economic Development
- Environmental and Utility Services
- Neighborhood Services
- Public Safety
- Transportation and Aviation Services
- Strategic Support

Strategic Support represents functions that provide organization-wide guidance and support to enable the delivery of the City’s direct services.

As an introduction to the CSA section, an **Overview** of the CSA concept, structure, and role in strategic planning and cross-departmental management of service delivery is included. Also, a **City Service Area/Core Service Map** is provided.

CITY SERVICE AREAS (CSA)

Individual sections on each of the six CSAs follow. Each individual CSA section begins with a **Cover Page** that lists the **CSA Mission Statement, Outcomes, and Primary Partners**, followed by a **Service Delivery Framework** that maps the linkage between the CSA mission, outcomes, and core services. A **CSA Community Indicators Dashboard** shows the impact on the community and **Performance Measure Dashboard** shows key performance measures for the CSA.

A **Budget Overview** follows, which includes the **CSA’s Priorities/Expected 2025-2026 Service Delivery and 2025-2026 Key Budget Actions** for the next year, and a detailed **City Service Area Budget Summary**.

CITY OF SAN JOSE
2025-2026 PROPOSED OPERATING BUDGET

OPERATING BUDGET GUIDE

CITY SERVICE AREAS (CSA) CONT'D.

The CSA Budget Overview continues with the **Budget Dollars At Work: Performance Goals** section, which focuses on strategic goals and performance measures by outcome. A chart is displayed under each outcome outlining the current year, subsequent year, and five-year Strategic Goals and associated performance measures. The **Budget Changes** section provides a listing of actions including position and budget changes

CITY DEPARTMENTS/COUNCIL APPOINTEES

Next, the **City Departments** section, organized alphabetically, reflects technical budget information for each department and provides a full description of budget changes. Each department section begins with a brief synopsis of the department, including the department's **Mission Statement**, listing of the **City Service Areas** supported by the department, and listing and description of the department's **Core Services**. A **Service Delivery Framework** follows, which maps the linkage between the department's **Core Services** and **Programs** and provides program descriptions.

This framework is followed by a **Department Budget Summary**, which includes a summary description of expected 2025-2026 service delivery, impacts of 2025-2026 key budget actions, and a list of operating funds managed by the department (if applicable). A table reflecting funding by core service, category, and funding source for four separate points in time: 2023-2024 Actual Expenditures, 2024-2025 Adopted Budget, 2025-2026 Forecast (Base Budget), and 2025-2026 Proposed Budget follows. Starting in 2017-2018, the data included in this section has been expanded to include all operating costs managed by the department (e.g., City-Wide Expenses, debt service/financing costs) except Transfers, Reserves and Ending Fund Balances. Total Authorized Positions by Core Service are also provided. This section also includes a Dollars by Program that reflects the budget by Core Service and Budget Program.

Next, the **Budget Reconciliation** is presented, which reconciles the Personal Services and Non-Personal/Equipment budget from the 2024-2025 Adopted Budget to the 2025-2026 Proposed Budget. The significant Base Budget adjustments are described (such as negotiated salary and benefit changes and contractual obligations) from the prior year's Adopted Budget and a listing of Budget Actions for 2025-2026 is included.





The details of **Budget Changes by Department** are provided next. Included for each change is a budget action title; the action's impact on positions, all funds, and the General Fund; a list of the CSAs, core services and programs impacted; followed by a description of what will be added or deleted, the need for the change, and the amount and nature of the funding involved.

CITY OF SAN JOSE
2025-2026 PROPOSED OPERATING BUDGET

OPERATING BUDGET GUIDE

CITY DEPARTMENTS/COUNCIL APPOINTEES CONT'D.

The **Performance Summary** charts are next. These charts present the measures and data used in evaluating core service results. Most core services include performance measures that describe expected results in four key measurement areas:

Four Key Budget Performance Measure Measurement Areas			
			
Access and Quality - How well does a service enable participation, visitation, and usage? How well does the service lead to its intended outcome, condition, state of compliance, or opportunity pathway?	Customer Satisfaction - How well does a service meet customer needs? How well does a service resolve a customer's problem? How well does a service deliver its intended experience for a customer?	Reliability and Responsiveness - How well does a service meet response time targets? How well does a service deliver resolution? How well does a service meet its efficiency goals?	Cost Effectiveness - How well does a service resource deliver its intended outcome? How well does a service resource deliver its intended output?

The **Activity and Workload Highlights** chart shows the scope and extent of the workload demand and the activities completed. For example, while the Performance Summary section focuses on percentages of workload accomplished successfully, the Activity and Workload Highlights section may provide a count of the total workload attempted/completed.

The City Departments section ends with a **Departmental Position Detail** that provides the authorized positions for the department and a one-year history of changes.

CITY-WIDE

The next major section of the budget document includes technical budget information. **City-Wide Expenses** are General Fund allocations that relate to more than one department or are not directly associated with ongoing departmental operations. These expenses are categorized to align to the CSAs to which they primarily contribute. **General Fund Capital, Transfers, and Reserves** includes budget information regarding capital contributions, transfers to other funds, earmarked reserves, and the contingency reserve. Both the City-Wide Expenses and General Fund Capital, Transfers, and Reserves sections include a **Mission Statement**, listing of **City Service Areas** and **Expense Types** supported by these allocations, **Budget Summary**, **Budget Reconciliation**, **Budget Changes by Expense Type**, and **Detail of Costs Description** (a listing of all allocations for each Expense Type).

SOURCE AND USE OF FUNDS STATEMENTS

The **Source and Use of Funds Statements** detail projected revenues, expenditures, and fund balances and are included for all budgeted special funds.

APPENDICES

In the Proposed Budget, the appendices section includes the Mayor's March Budget Message and the Homelessness Budget for 2025-2026.