

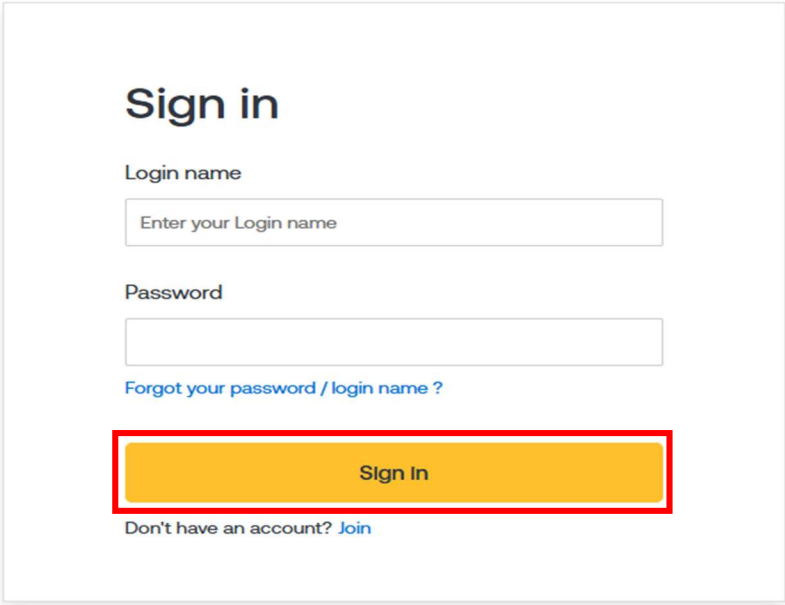


— SAN JOSE —
**PARKS, RECREATION &
 NEIGHBORHOOD SERVICES**

**Family Camp @ Yosemite Customer Screenshots
 How to Reserve a Camp Site**

SCREENSHOT	INSTRUCTIONS
	<p>1. Visit our website www.sjregistration.com and sign in</p> <p>If you don't have an account, please follow the directions on How to Create an Account.</p> <p>If you are unsure if you have an account or locked out of your account, you can call us at (408) 793-5565 or email sjregistration@sanjoseca.gov</p> <p>For multiple tent reservations, please process each tent individually.</p>
	<p>Sign In Create an Account is at the top right corner of the screen.</p> <p>2. Select Sign In on the right-side of the screen</p>
	<p>3. Input your Login name and Password and select Sign in.</p> <p>If you are unsure of your login name or password, select Forgot your password / login name?</p> <p>If you need any assistance logging in, please call the SJ Registration Help Desk at (408) 793-5565.</p>

— SAN JOSE —

PARKS, RECREATION & NEIGHBORHOOD SERVICES

SCREENSHOT

INSTRUCTIONS

The screenshot shows the user account page for 'Test Account'. At the top, there is a navigation bar with 'Intro', 'Activities', 'Reservations', 'Membership', and 'Donate Now'. Below this, the user's profile information is displayed, including a birth date of Jul 3, 1957, and a current address in San Jose, CA. A 'Balance' section shows a current balance of \$0.00. There are also links for 'Payment and Order Management', 'Transaction and Payment History', and 'Account Payment Details'. The account is listed as the 'Head of Household'.

Once signed in, you will be redirected to your Account page.

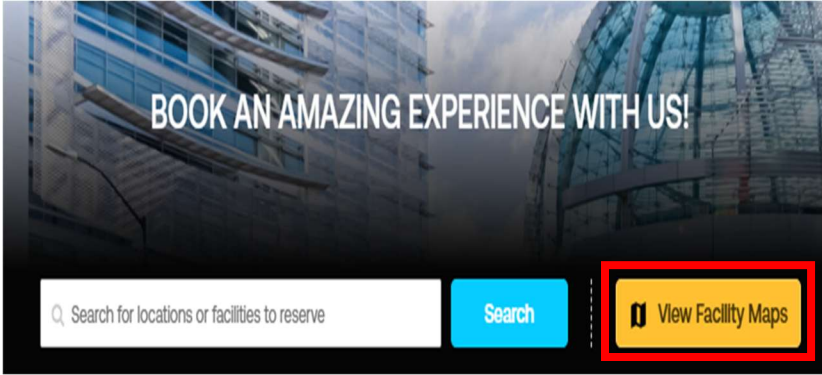
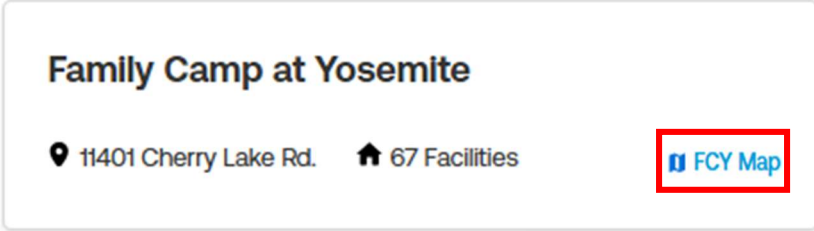
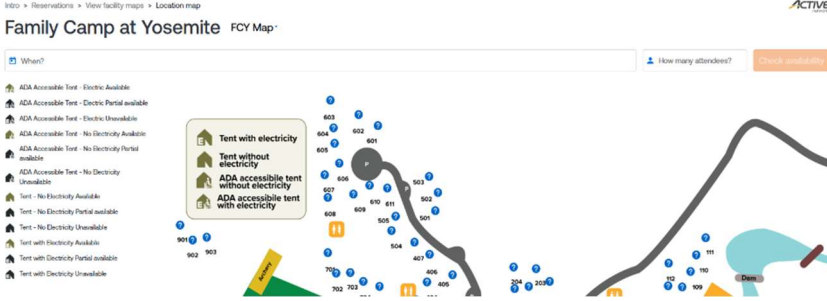
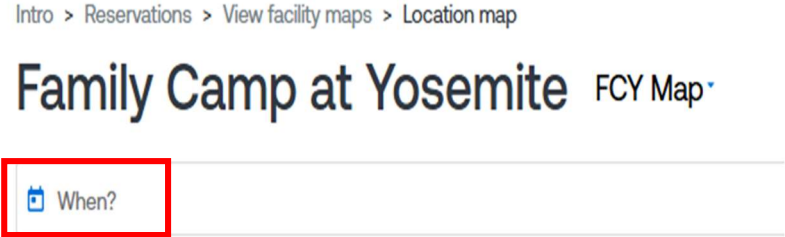
This screenshot shows the main navigation menu of the website. The 'Reservations' tab is highlighted with a red box, indicating the next step in the process.

4. Select Reservations from the teal tab at the top of the page.

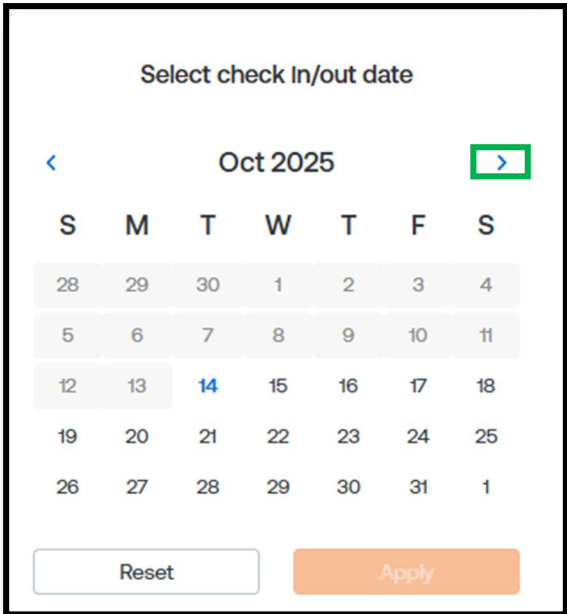
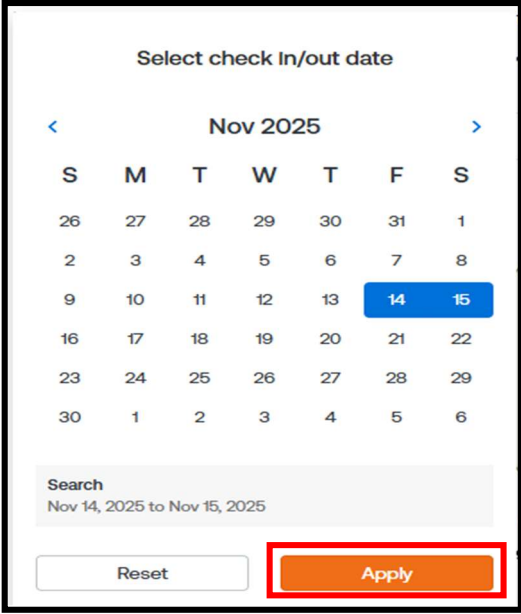
The screenshot shows the Reservations Home page. It features a search bar for locations or facilities to reserve, a 'Search' button, and a 'View Facility Maps' button. Below this, there are four categories of events: Picnic Reservations, Sports Field Reservations, Arcadia Ballpark, and Family Camp at Yosemite.

You will be redirected to the Reservation Home page.

— SAN JOSE —
**PARKS, RECREATION &
 NEIGHBORHOOD SERVICES**

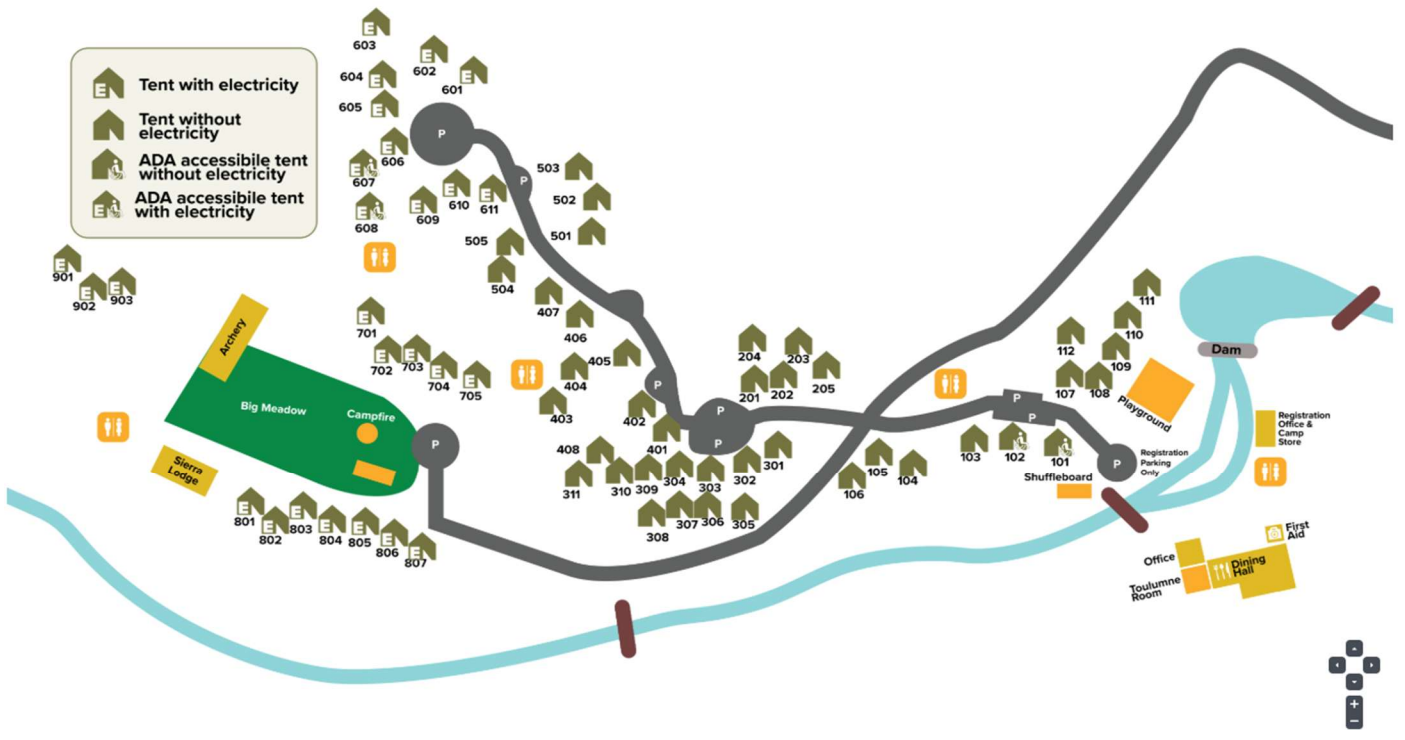
SCREENSHOT	INSTRUCTIONS
 <p>BOOK AN AMAZING EXPERIENCE WITH US!</p> <p>Search for locations or facilities to reserve Search View Facility Maps</p>	<p>To view Family Camp’s availability, select the yellow View Facility Maps button.</p>
 <p>Family Camp at Yosemite</p> <p>📍 11401 Cherry Lake Rd. 🏠 67 Facilities FCY Map</p>	<p>5. On the far right, select FCY Map to view tent availability</p>
 <p>Intro > Reservations > View facility maps > Location map ACTIVE</p> <p>Family Camp at Yosemite FCY Map</p> <p>When? How many attendees? Check availability</p> <ul style="list-style-type: none"> ADA Accessible Tent - Electric Available ADA Accessible Tent - Electric Partial available ADA Accessible Tent - Electric Unavailable ADA Accessible Tent - No Electricity Available ADA Accessible Tent - No Electricity Partial available ADA Accessible Tent - No Electricity Unavailable ADA Accessible Tent - No Electricity Partial available ADA Accessible Tent - No Electricity Unavailable Tent - No Electricity Available Tent - No Electricity Partial available Tent - No Electricity Unavailable Tent with Electricity Available Tent with Electricity Partial available Tent with Electricity Unavailable <p>Tent with electricity Tent without electricity ADA accessible tent without electricity ADA accessible tent with electricity</p>	<p>You will be redirected to Family Camp at Yosemite’s tent availability map</p>
 <p>Intro > Reservations > View facility maps > Location map</p> <p>Family Camp at Yosemite FCY Map</p> <p>When?</p>	<p>6. To see what’s available, select When, under the large print ‘Family Camp at Yosemite’ header, to input the desired date to reserve</p>

SAN JOSE
PARKS, RECREATION &
NEIGHBORHOOD SERVICES

SCREENSHOT	INSTRUCTIONS																																																	
 <p>Select check In/out date</p> <p>< Oct 2025 ></p> <table border="1"><thead><tr><th>S</th><th>M</th><th>T</th><th>W</th><th>T</th><th>F</th><th>S</th></tr></thead><tbody><tr><td>28</td><td>29</td><td>30</td><td>1</td><td>2</td><td>3</td><td>4</td></tr><tr><td>5</td><td>6</td><td>7</td><td>8</td><td>9</td><td>10</td><td>11</td></tr><tr><td>12</td><td>13</td><td>14</td><td>15</td><td>16</td><td>17</td><td>18</td></tr><tr><td>19</td><td>20</td><td>21</td><td>22</td><td>23</td><td>24</td><td>25</td></tr><tr><td>26</td><td>27</td><td>28</td><td>29</td><td>30</td><td>31</td><td>1</td></tr></tbody></table> <p>Reset Apply</p>	S	M	T	W	T	F	S	28	29	30	1	2	3	4	5	6	7	8	9	10	11	12	13	14	15	16	17	18	19	20	21	22	23	24	25	26	27	28	29	30	31	1	<p>7. A pop-up calendar will appear, select the dates you wish to reserve.</p> <p>You will need to use the arrows to see other months. See green highlight.</p>							
S	M	T	W	T	F	S																																												
28	29	30	1	2	3	4																																												
5	6	7	8	9	10	11																																												
12	13	14	15	16	17	18																																												
19	20	21	22	23	24	25																																												
26	27	28	29	30	31	1																																												
 <p>Select check In/out date</p> <p>< Nov 2025 ></p> <table border="1"><thead><tr><th>S</th><th>M</th><th>T</th><th>W</th><th>T</th><th>F</th><th>S</th></tr></thead><tbody><tr><td>26</td><td>27</td><td>28</td><td>29</td><td>30</td><td>31</td><td>1</td></tr><tr><td>2</td><td>3</td><td>4</td><td>5</td><td>6</td><td>7</td><td>8</td></tr><tr><td>9</td><td>10</td><td>11</td><td>12</td><td>13</td><td>14</td><td>15</td></tr><tr><td>16</td><td>17</td><td>18</td><td>19</td><td>20</td><td>21</td><td>22</td></tr><tr><td>23</td><td>24</td><td>25</td><td>26</td><td>27</td><td>28</td><td>29</td></tr><tr><td>30</td><td>1</td><td>2</td><td>3</td><td>4</td><td>5</td><td>6</td></tr></tbody></table> <p>Search Nov 14, 2025 to Nov 15, 2025</p> <p>Reset Apply</p>	S	M	T	W	T	F	S	26	27	28	29	30	31	1	2	3	4	5	6	7	8	9	10	11	12	13	14	15	16	17	18	19	20	21	22	23	24	25	26	27	28	29	30	1	2	3	4	5	6	<p>8. Once you have selected your dates, hit Apply at the bottom of the calendar</p>
S	M	T	W	T	F	S																																												
26	27	28	29	30	31	1																																												
2	3	4	5	6	7	8																																												
9	10	11	12	13	14	15																																												
16	17	18	19	20	21	22																																												
23	24	25	26	27	28	29																																												
30	1	2	3	4	5	6																																												


SAN JOSE
**PARKS, RECREATION &
NEIGHBORHOOD SERVICES**

The facility map will update showing what tents are available and unavailable for that selected date range.
Map key on the left side will identify the types of tents available.



If you need to change the dates to a different date range, select the calendar icon near the dates you selected.

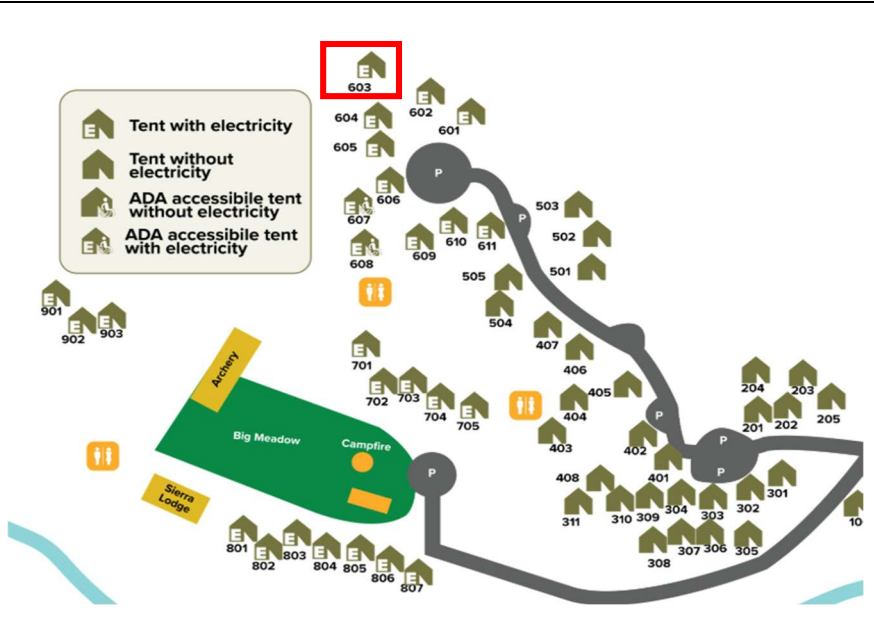
Family Camp at Yosemite FCY Map

 Nov 14, 2025 to Nov 15, 2025

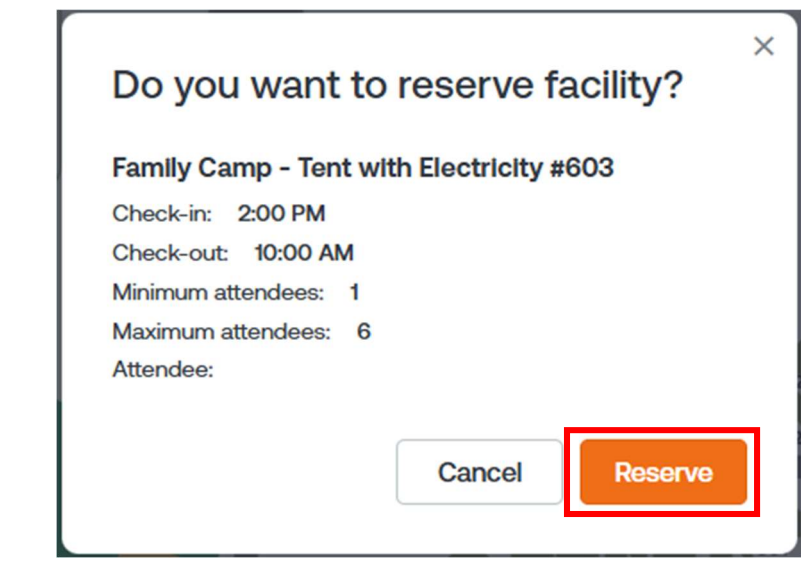
— SAN JOSE —
**PARKS, RECREATION &
 NEIGHBORHOOD SERVICES**

SCREENSHOT

INSTRUCTIONS



9. Select the tent you wish to reserve.



10. Once tent is selected, a pop-up will appear to confirm the facility reservation.

11. If this is the correct facility/date, select **Reserve**.

12. If incorrect, select **Cancel** and re-select.

SAN JOSE
PARKS, RECREATION &
NEIGHBORHOOD SERVICES

You will be redirected to the selected facilities page

Intro > Reservations > Search results > Resource detail



Activities that require a Special Event Permit:

- Any sales - tickets, food, alcohol, merchandise, etc.
- Advertising that event is open to the public on social media
- Requiring special set up of stages, tents, or other items
- Needing to confirm date/time/location more than 6 months in advance
- Car shows, community events, volunteer clean ups, etc.

For Sports Field or Tennis Court reservations, please visit bit.ly/CWSHome. If you have any questions, please email Fieldreservations@sanjoseca.gov

Family Camp - Tent with Electricity #603

Tent with Electricity | FC-ET603

Requires 1-6 attendees

Family Camp at Yosemite
11401 Cherry Lake Rd.
Groveland, CA, 95321

(209) 962-7277

—

Reservation Rules

- 1 Current facility reserve by overnight.
- 2 Minimum reservation time: 1 night
- 3 Residents can make reservations at least 4 day(s) in advance but not more than 365 day(s) in advance.
- 4 Non-residents can make reservations at least 4 day(s) in advance but not more than 365 day(s) in advance.
- 5 This facility has a fixed check-in time of 2:00 PM and a fixed check-out time of 10:00 AM.
- 6 Require staff approval

Who are you reserving for?
Test Account

Number of attendees
1
Requires 1-6 attendees

Date
Nov 14, 2025 2:00 PM to Nov 15, 2025 10:00 AM Available
+ Add new date and time

The facility must be reserved by overnight, the system has adjusted your date and time according to facility settings.

Proceed

Who are you reserving for?
Test Account

Number of attendees
1
Requires 1-6 attendees

Date
Nov 14, 2025 2:00 PM to Nov 15, 2025 10:00 AM Available
+ Add new date and time

The facility must be reserved by overnight, the system has adjusted your date and time according to facility settings.

Proceed

13. Input the **number of attendees** for this reservation

Please note that each tent occupies up to 6 people. If you have over 6 attendees, you will need to reserve an additional tent.

14. Select Proceed to continue.

— SAN JOSE —
**PARKS, RECREATION &
 NEIGHBORHOOD SERVICES**

SCREENSHOT	INSTRUCTIONS										
<div style="text-align: center; font-size: 1.2em; font-weight: bold; margin-bottom: 10px;">Reservation form</div> <p><small>* Required fields</small></p> <p>Event details</p> <p>Who are you reserving for? *</p> <div style="border: 1px solid #ccc; padding: 5px; margin-bottom: 10px;">Test Account ▼</div> <p>Event name *</p> <div style="border: 1px solid #ccc; padding: 5px; margin-bottom: 10px;">Please enter an event name.</div> <p>Event type * ⓘ</p> <div style="border: 1px solid #ccc; padding: 5px; margin-bottom: 10px;">Please select an event type ▼</div> <p>Booking information Remove all resources</p> <div style="border: 1px solid #ccc; padding: 5px; margin-bottom: 10px; display: flex; justify-content: space-between; align-items: center;"> Family Camp - Tent with Electricity #603 ✕ </div> <div style="display: flex; align-items: center; margin-bottom: 10px;"> <div style="background-color: #0070c0; color: white; border-radius: 10px; padding: 2px 5px; font-size: 0.8em; margin-right: 5px;">Fri</div> <div style="margin-right: 10px;">Nov 14, 2025 2:00 PM - Nov 15, 2025 10:00 AM</div> <div style="margin-right: 10px;"> 👤 - 6 + ✕ </div> </div> <p style="text-align: right; font-size: 0.8em; color: #0070c0;">+ Add a booking</p>	<p style="text-align: center; font-weight: bold; margin-bottom: 10px;">You will be redirected to the Reservation Form</p> <p style="text-align: center; color: red; font-weight: bold; margin-bottom: 10px;">Please note that the fees next to the Reservation Form won't populate until all information is filled out.</p> <div style="border: 1px solid #ccc; padding: 10px; margin-bottom: 10px; background-color: #f9f9f9;"> <p>Event</p> <table style="width: 100%; border-collapse: collapse;"> <tr> <td style="padding: 5px;">Family Camp - Tent with Electricity #603</td> <td style="text-align: right; padding: 5px;">1 booking</td> </tr> <tr> <td></td> <td style="text-align: right; padding: 5px;">\$0.00</td> </tr> </table> <hr/> <p>Fee summary</p> <table style="width: 100%; border-collapse: collapse;"> <tr> <td style="padding: 5px;">Subtotal</td> <td style="text-align: right; padding: 5px;">\$0.00</td> </tr> <tr> <td style="padding: 5px;">Tax</td> <td style="text-align: right; padding: 5px;">\$0.00</td> </tr> <tr style="border: 2px solid red;"> <td style="padding: 5px;">Total</td> <td style="text-align: right; padding: 5px;">\$0.00</td> </tr> </table> <div style="text-align: center; margin-top: 10px;"> <div style="background-color: #e67e22; color: white; padding: 10px 20px; border-radius: 5px; display: inline-block; margin-bottom: 10px;">Add to cart</div> <div style="border: 1px solid #ccc; padding: 10px 20px; border-radius: 5px; display: inline-block;">Add another resource</div> </div> </div> <ul style="list-style-type: none"> Please book one tent per receipt transaction. There should be one receipt for each tent you reserved. If you need to book an additional tent, first process your current booking. 	Family Camp - Tent with Electricity #603	1 booking		\$0.00	Subtotal	\$0.00	Tax	\$0.00	Total	\$0.00
Family Camp - Tent with Electricity #603	1 booking										
	\$0.00										
Subtotal	\$0.00										
Tax	\$0.00										
Total	\$0.00										
<p>15. Who are you reserving for? *</p> <div style="border: 1px solid #ccc; padding: 5px; margin-bottom: 10px;">Test Account ▼</div> <p>16. Event name *</p> <div style="border: 1px solid #ccc; padding: 5px; margin-bottom: 10px;">Please enter an event name.</div> <p>17. Event type * ⓘ</p> <div style="border: 2px solid #0070c0; padding: 5px; margin-bottom: 10px;">Please select an event type ▼</div> <div style="border: 1px solid #ccc; padding: 5px; margin-bottom: 10px;">Family Camp at Yosemite</div>	<p>15. Select Who are you reserving for from the drop-down</p> <p>16. Input Event Name as Family's Last Name and Tent Number</p> <p style="text-align: center; font-weight: bold; margin: 10px 0;">Example: Smith #603</p> <p>17. Under Event Type, select Family Camp at Yosemite</p>										

— SAN JOSE —
**PARKS, RECREATION &
 NEIGHBORHOOD SERVICES**

SCREENSHOT	INSTRUCTIONS
<p>Custom questions</p> <p>* How many campers are ages 16 & over? <small>NOTE: Max of 6 TOTAL campers</small></p> <div style="border: 1px solid #ccc; padding: 5px; width: 100%; text-align: center;">1</div> <p>* How many campers are between the ages of 4-15?</p> <div style="border: 1px solid #ccc; padding: 5px; width: 100%; text-align: center;">0</div> <p>* How many campers are ages 3 & under?</p> <div style="border: 1px solid #ccc; padding: 5px; width: 100%; text-align: center;">0</div>	<p>18. Scroll down to the bottom to see the Custom Questions that appeared.</p> <p>19. Answer the first 3 custom questions using the drop-down arrows to select.</p> <p>Please note that you can only have 6 attendees in one tent. If there are more than 6 attendees, Family Camp staff will contact you once your reservation is inputted.</p> <p>You will need to reserve another tent to accommodate the other attendees.</p>
<p>* Please list the name of Camper #1 and any dietary restrictions.</p> <div style="border: 1px solid #ccc; height: 25px; width: 100%;"></div> <p>* Please list the name of Camper #2 and any dietary restrictions. <small>NOTE: If no other campers, please put X</small></p> <div style="border: 1px solid #ccc; height: 25px; width: 100%;"></div> <p>* Please list the name of Camper #3 and any dietary restrictions. <small>NOTE: If no other campers, please put X</small></p> <div style="border: 1px solid #ccc; height: 25px; width: 100%;"></div> <p>* Please list the name of Camper #4 and any dietary restrictions. <small>NOTE: If no other campers, please put X</small></p> <div style="border: 1px solid #ccc; height: 25px; width: 100%;"></div> <p>* Please list the name of Camper #5 and any dietary restrictions. <small>NOTE: If no other campers, please put X</small></p> <div style="border: 1px solid #ccc; height: 25px; width: 100%;"></div> <p>* Please list the name of Camper #6 and any dietary restrictions. <small>NOTE: If no other campers, please put X</small></p> <div style="border: 1px solid #ccc; height: 25px; width: 100%;"></div>	<p>20. For the remaining custom questions, input the name of each attendee and ANY dietary restrictions they have.</p> <p style="text-align: center;">Example: Mickey Mouse – allergic to peanuts</p> <p>If you have less than 6 attendees, put X in the remaining boxes.</p>

————— SAN JOSE —————
**PARKS, RECREATION &
NEIGHBORHOOD SERVICES**

This example tells us that there is 5 people attending. Each participant has been listed along with any dietary restrictions they have. Since there is no 6th participant, we put an X in that box.

Custom questions

* How many campers are ages 16 & over?

NOTE: Max of 6 TOTAL campers

* How many campers are between the ages of 4-15?

* How many campers are ages 3 & under?

* Please list the name of Camper #1 and any dietary restrictions.

* Please list the name of Camper #2 and any dietary restrictions.

NOTE: If no other campers, please put X

* Please list the name of Camper #3 and any dietary restrictions.

NOTE: If no other campers, please put X

* Please list the name of Camper #4 and any dietary restrictions.

NOTE: If no other campers, please put X

* Please list the name of Camper #5 and any dietary restrictions.

NOTE: If no other campers, please put X

* Please list the name of Camper #6 and any dietary restrictions.

NOTE: If no other campers, please put X

— SAN JOSE —
**PARKS, RECREATION &
 NEIGHBORHOOD SERVICES**

SCREENSHOT	INSTRUCTIONS								
<div style="border: 1px solid #ccc; padding: 10px; background-color: #f9f9f9;"> <div style="background-color: #e0e0e0; padding: 5px; margin-bottom: 10px;">Smith #603</div> <table style="width: 100%; border-collapse: collapse;"> <tr> <td style="padding: 5px;">Family Camp - Tent with Electricity #603</td> <td style="text-align: right; padding: 5px;">1 booking \$436.00</td> </tr> </table> <hr style="border: 0.5px solid #ccc; margin: 10px 0;"/> <div style="margin-bottom: 10px;">Fee summary</div> <table style="width: 100%; border-collapse: collapse;"> <tr> <td style="padding: 5px;">Subtotal</td> <td style="text-align: right; padding: 5px;">\$436.00</td> </tr> <tr> <td style="padding: 5px;">Tax</td> <td style="text-align: right; padding: 5px;">\$83.93</td> </tr> <tr> <td style="padding: 5px;">Total</td> <td style="text-align: right; padding: 5px;">\$519.93</td> </tr> </table> <div style="margin-top: 10px; text-align: center;"> <div style="border: 2px solid red; padding: 5px; background-color: #e67e22; color: white; width: 100px; margin: 0 auto; display: inline-block; border-radius: 5px;">Add to cart</div> <div style="margin-top: 10px; text-align: center;"> <div style="border: 1px solid #ccc; padding: 5px; background-color: #f9f9f9; display: inline-block; border-radius: 5px;">Add another resource</div> </div> </div> </div> <p style="margin-top: 10px;">23.</p>	Family Camp - Tent with Electricity #603	1 booking \$436.00	Subtotal	\$436.00	Tax	\$83.93	Total	\$519.93	<p>21. Once all custom questions have been answered, your total will appear in the Fee Summary.</p> <p>22. Once you are finished with your reservation, select Add to Cart</p> <p style="background-color: yellow; padding: 5px; text-align: center; color: red; font-weight: bold; margin: 10px 0;">Please book one tent per receipt transaction. There should be one receipt for each tent you reserved.</p> <p style="color: red; font-weight: bold;">If you need to book an additional tent, first process your current booking. This ensures correct pricing and the required participant information such as occupancy, camper names, and dietary restrictions.</p>
Family Camp - Tent with Electricity #603	1 booking \$436.00								
Subtotal	\$436.00								
Tax	\$83.93								
Total	\$519.93								

<div style="font-size: small; margin-bottom: 5px;">Intro > Shopping cart</div> <div style="text-align: right; font-size: x-small; margin-bottom: 5px;">ACTIVE</div> <h2 style="margin: 0;">Shopping Cart</h2> <p style="font-size: x-small; margin: 5px 0;">REFUND & TRANSFER POLICY: Refund and transfer requests need to be made in writing. Refunds and transfers will be given for requests received at least 14 calendar days prior to the start of the program/class. No refunds or transfers will be made for cancellations received by the City less than 14 calendar days prior to the start of the program/class. There will be a \$10 refund processing fee for EACH activity.</p> <p style="font-size: x-small; margin: 5px 0;">If you have any questions, contact us at: SJRegistration Help Desk at (408) 793-5565 or Email: SJregistration@sanjoseca.gov</p> <div style="display: flex; justify-content: space-between; align-items: flex-start;"> <div style="width: 60%; border: 1px solid #ccc; padding: 5px; background-color: #f9f9f9;"> <div style="display: flex; justify-content: space-between; align-items: center; border-bottom: 1px solid #ccc; padding-bottom: 5px;"> Test Account TA 1 item, \$519.93 in total. </div> <div style="padding: 5px;"> <p style="margin: 0;">Smith #603 \$519.93</p> <p style="font-size: x-small; margin: 0;">RESERVATION REQUEST</p> <p style="font-size: x-small; margin: 0;">1 Resource(s): Family Camp - Tent with Electricity #603</p> <p style="font-size: x-small; margin: 0;">Number of booking(s): 1</p> </div> </div> <div style="width: 35%; padding: 5px;"> <p style="margin: 0;">Order Summary</p> <table style="width: 100%; border-collapse: collapse; font-size: x-small;"> <tr> <td style="padding: 2px 5px;">Subtotal</td> <td style="text-align: right; padding: 2px 5px;">\$436.00</td> </tr> <tr> <td style="padding: 2px 5px;">Taxes</td> <td style="text-align: right; padding: 2px 5px;">\$83.93</td> </tr> <tr> <td style="padding: 2px 5px;">Due Now</td> <td style="text-align: right; padding: 2px 5px;">\$519.93</td> </tr> </table> <div style="text-align: center; margin-top: 5px;"> <div style="background-color: #e67e22; color: white; padding: 5px; border-radius: 5px; width: 100px; margin: 0 auto;">Check out</div> </div> </div> </div> <div style="margin-top: 10px;"> <p>Waiver</p> <p style="font-size: x-small; margin: 0;">* Required fields</p> <p style="font-size: x-small; margin: 0;">Please read the following waivers and agreements carefully. They include releases of liability and waiver of legal rights, and deprive you of the ability to sue certain parties. By agreeing electronically, you acknowledge that you have both read and understood all text presented to you as part of the checkout process.</p> <p style="font-size: x-small; margin: 0;"><input type="checkbox"/> * I have read and agree to Reservation Waiver.</p> <p style="font-size: x-small; margin: 0;">Need help? Visit our Frequently Asked Questions, or contact us by email at SJregistration@sanjoseca.gov. You can also call your local community center or our registration support line at 408-793-5565 during our normal business hours (Monday - Friday from 9AM to 4:30PM).</p> </div>	Subtotal	\$436.00	Taxes	\$83.93	Due Now	\$519.93	<p style="text-align: center; font-size: large; margin: 0;">You will be redirected to the Shopping Cart</p>
Subtotal	\$436.00						
Taxes	\$83.93						
Due Now	\$519.93						

— SAN JOSE —
**PARKS, RECREATION &
 NEIGHBORHOOD SERVICES**

SCREENSHOT	INSTRUCTIONS
<p>Waiver</p> <p>* Required fields</p> <p>Please read the following waivers and agreements carefully. They include releases of liability and waiver of legal rights, and deprive you of the ability to sue certain parties. By agreeing electronically, you acknowledge that you have both read and understood all text presented to you as part of the checkout process.</p> <p><input type="checkbox"/> * I have read and agree to Reservation Waiver.</p>	<p>23. Read and check any waivers associated with this rental.</p> <p>You will not be able to continue unless checked off.</p>
<p>Order Summary</p> <p>Subtotal \$436.00</p> <p>Taxes \$83.93</p> <hr/> <p>Due Now \$519.93</p> <p style="text-align: center; border: 2px solid orange; padding: 5px; width: fit-content; margin: 10px auto;">Check out</p>	<p>24. Once all Waivers have been completed, select Check Out.</p>
<p>Check Out</p> <div style="border: 1px solid #ccc; padding: 10px;"> <p>Payment Information</p> <p>Payment Method</p> <p>* Required fields</p> <p><small>ACT* SanJoseParksandRec or Active Network will show up on your credit card statement for this payment.</small></p> <p>We accept the following card types:</p> <div style="display: flex; justify-content: space-around; align-items: center;"> </div> <p>Name on card *</p> <input type="text"/> <p>Card number *</p> <input type="text"/> <p>Expiration date *</p> <div style="display: flex; align-items: center;"> <div style="border: 1px solid #ccc; padding: 2px 5px; margin-right: 5px;">Month</div> <div style="margin: 0 5px;">/</div> <div style="border: 1px solid #ccc; padding: 2px 5px; margin-right: 5px;">Year</div> </div> <p>CVV/CVC *</p> <input type="text"/> <p><small>You can find your 3 or 4 digit security (CVV/CVC) code on your credit card.</small></p> </div>	<p>You will be redirected to the Check Out page.</p> <p>25. Input credit card information for this reservation.</p>

— SAN JOSE —
**PARKS, RECREATION &
 NEIGHBORHOOD SERVICES**

SCREENSHOT	INSTRUCTIONS								
<p>Order Summary</p> <table style="width: 100%; border-collapse: collapse;"> <tr> <td style="width: 60%;">Subtotal</td> <td style="text-align: right;">\$436.00</td> </tr> <tr> <td>Taxes</td> <td style="text-align: right;">\$83.93</td> </tr> <tr> <td colspan="2"><hr/></td> </tr> <tr> <td>Due Now</td> <td style="text-align: right; color: orange;">\$519.93</td> </tr> </table> <div style="border: 2px solid red; padding: 5px; text-align: center; margin-top: 10px;"> Pay </div>	Subtotal	\$436.00	Taxes	\$83.93	<hr/>		Due Now	\$519.93	<p>26. Once payment information has been inputted, select Pay.</p>
Subtotal	\$436.00								
Taxes	\$83.93								
<hr/>									
Due Now	\$519.93								

You will be redirected to the Confirmation page. You will receive a confirmation via email and have the option to print out your receipt.

[Intro](#) > [Confirmation](#)



Confirmation

Your receipt #1309741.001 has been completed!

You will receive a confirmation email shortly. [View printable receipt](#)

Receipt Summary



**Test
Account**

Smith #603
 RESERVATION REQUEST
 1 Resource(s): Family Camp - Tent with Electricity #603
 Number of booking(s): 1

\$519.93

Subtotal	\$436.00
Taxes	\$83.93
Total	\$519.93

If you need to book an additional tent, first process your current booking.
 This ensures correct pricing and the required participant information such as occupancy, camper names, and dietary restrictions.

If you have any questions regarding Family Camp, please call (209) 962-7277
 or email them at familycamp@sanjoseca.gov

