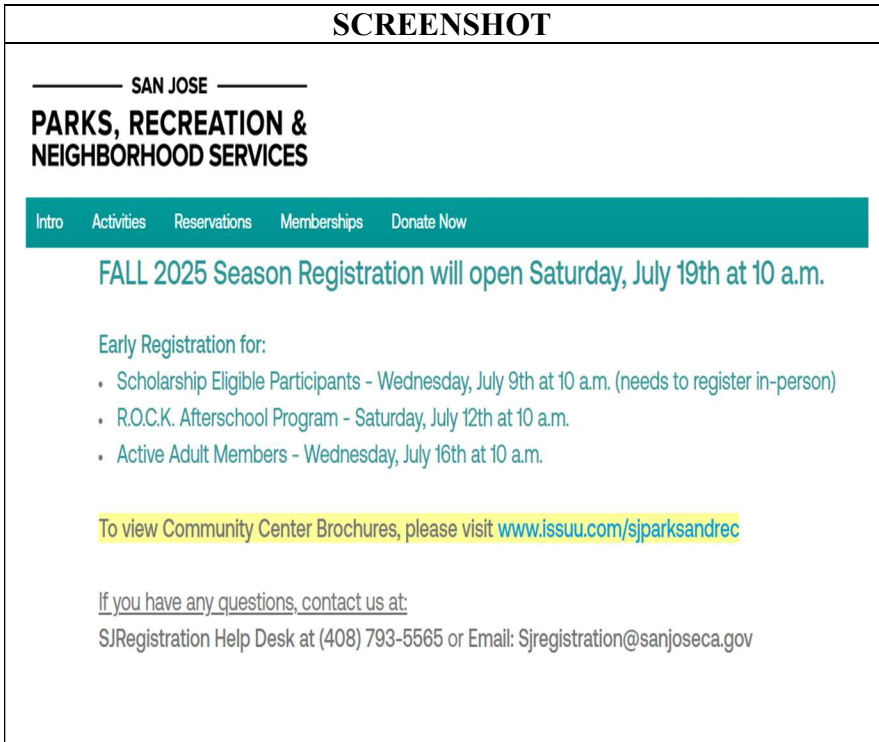

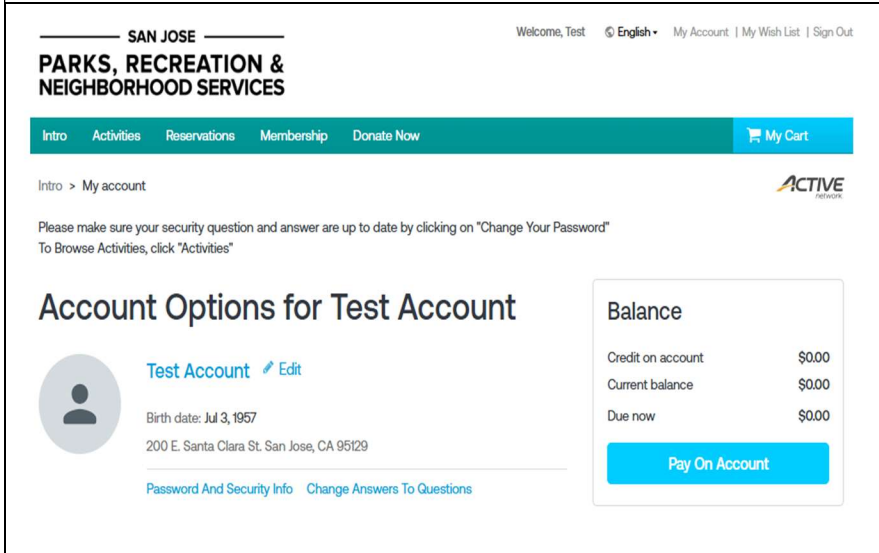

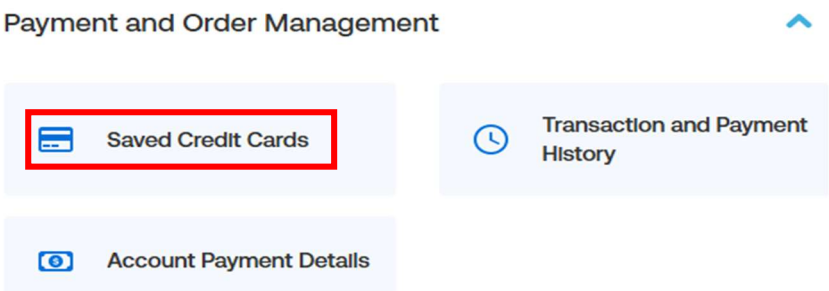
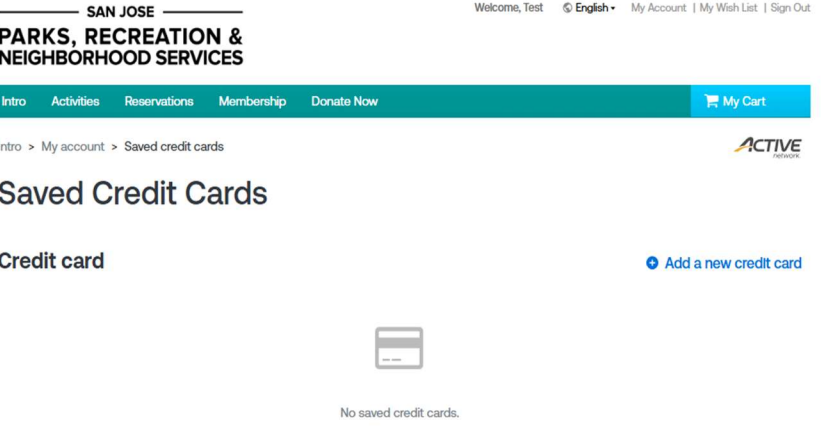

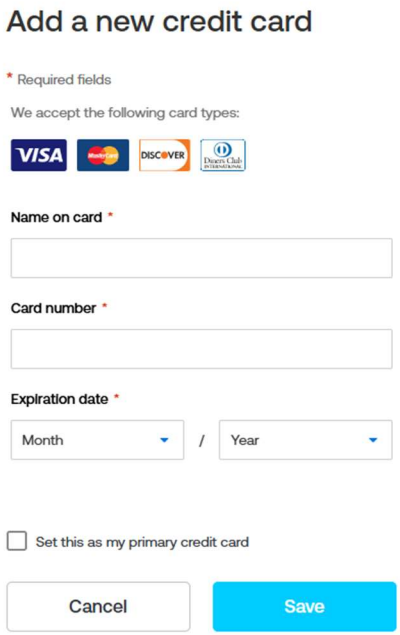


— SAN JOSE —
**PARKS, RECREATION &
 NEIGHBORHOOD SERVICES**

Customer Screenshots
How to Save a Credit Card on File

| SCREENSHOT | INSTRUCTIONS | | | | | | |
|---|---|--------|-----------------|--------|---------|--------|---|
|  <p>— SAN JOSE — PARKS, RECREATION & NEIGHBORHOOD SERVICES</p> <p>Intro Activities Reservations Memberships Donate Now</p> <p>FALL 2025 Season Registration will open Saturday, July 19th at 10 a.m.</p> <p>Early Registration for:</p> <ul style="list-style-type: none"> Scholarship Eligible Participants - Wednesday, July 9th at 10 a.m. (needs to register in-person) R.O.C.K. Afterschool Program - Saturday, July 12th at 10 a.m. Active Adult Members - Wednesday, July 16th at 10 a.m. <p>To view Community Center Brochures, please visit www.issuu.com/sjparksandrec</p> <p>If you have any questions, contact us at: SJRegistration Help Desk at (408) 793-5565 or Email: Sjregistration@sanjoseca.gov</p> | <p>1. Visit our website www.sjregistration.com and sign in.</p> <p>If you don't have an account, please follow the directions on How to Create an Account.</p> <p>If you are unsure if you have an account or locked out of your account, you can call us at (408) 793-5565 or email sjregistration@sanjoseca.gov</p> <p>Sign In Create an Account is in the top right corner of the screen.</p> | | | | | | |
|  <p>English ▾ Sign In Create an Account</p> | <p>2. Select Sign In</p> | | | | | | |
|  <p>— SAN JOSE — PARKS, RECREATION & NEIGHBORHOOD SERVICES</p> <p>Welcome, Test English My Account My Wish List Sign Out</p> <p>Intro Activities Reservations Membership Donate Now My Cart</p> <p>Intro > My account ACTIVE</p> <p>Please make sure your security question and answer are up to date by clicking on "Change Your Password" To Browse Activities, click "Activities"</p> <p>Account Options for Test Account</p> <div style="display: flex; justify-content: space-between;"> <div style="width: 45%;"> <p> Test Account Edit</p> <p>Birth date: Jul 3, 1957 200 E. Santa Clara St. San Jose, CA 95129</p> <p>Password And Security Info Change Answers To Questions</p> </div> <div style="width: 45%; border: 1px solid #ccc; padding: 5px;"> <p>Balance</p> <table style="width: 100%; border-collapse: collapse;"> <tr> <td>Credit on account</td> <td style="text-align: right;">\$0.00</td> </tr> <tr> <td>Current balance</td> <td style="text-align: right;">\$0.00</td> </tr> <tr> <td>Due now</td> <td style="text-align: right;">\$0.00</td> </tr> </table> <p style="text-align: center; background-color: #00a651; color: white; padding: 5px; margin-top: 10px;">Pay On Account</p> </div> </div> | Credit on account | \$0.00 | Current balance | \$0.00 | Due now | \$0.00 | <p>You will be redirected to your account page.</p> |
| Credit on account | \$0.00 | | | | | | |
| Current balance | \$0.00 | | | | | | |
| Due now | \$0.00 | | | | | | |

— SAN JOSE —
**PARKS, RECREATION &
 NEIGHBORHOOD SERVICES**

| SCREENSHOT | INSTRUCTIONS |
|--|---|
| <p style="text-align: center;">SCREENSHOT</p>  | <p style="text-align: center;">INSTRUCTIONS</p> <p>3. Scroll down to Payment and Order Management.</p> <p>4. Select Saved Credit Cards</p> |
|  | <p>You will be redirected to the Saved Credit Card page.</p> <p>If you already had a Saved Credit Card on file, it would appear here.</p> |
|  | <p>5. Select Add a new credit card</p> |
|  | <p>You will be redirected to the Add a new credit card page.</p> |

— SAN JOSE —
**PARKS, RECREATION &
NEIGHBORHOOD SERVICES**

| SCREENSHOT | INSTRUCTIONS |
|---|--|
| <p>Name on card *</p> <input type="text"/> Card number * <input type="text"/> Expiration date * <p>Month <input type="text"/> / Year <input type="text"/></p> | <p>6. Input Name on Card, Card Number, Expiration date (month and year).</p> |
| <p><input type="checkbox"/> Set this as my primary credit card</p> <p><input type="button" value="Cancel"/> <input type="button" value="Save"/></p> | <p>7. If this is the primary card that you will be using during registration, select Set this as my primary credit card.</p> <p>8. Once the card information has been inputted, select Save.</p> |
| <p>Saved Credit Cards</p> <p>Credit card + Add a new credit card</p> <div style="border: 1px solid #ccc; padding: 5px; margin-top: 10px;"><p>VISA</p><p>**** * 1111</p><p>12/2043</p><p><input type="button" value="Edit"/> <input type="button" value="Remove"/></p></div> | <p>You will be redirected back to the Saved Credit Cards page.</p> <p>Your saved card will appear here.</p> |